

Albany-Schenectady-Troy (MSA)

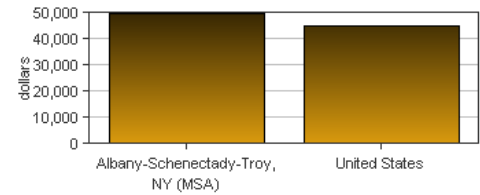
Personal income last published on November 20, 2014.

Albany-Schenectady-Troy is one of 381 Metropolitan Statistical Areas (MSAs) in the nation. Its 2013 population of 877,905 ranked 61st in the nation.

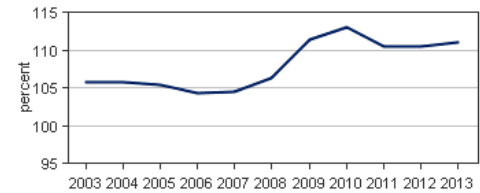
Per Capita Personal Income

In 2013, Albany-Schenectady-Troy had a per capita personal income (PCPI) of \$49,693. This PCPI ranked 35th in the United States and was 111 percent of the national average, \$44,765. The 2013 PCPI reflected an increase of 1.8 percent from 2012. The 2012-2013 national change was 1.3 percent. In 2003, the PCPI of Albany-Schenectady-Troy was \$34,577 and ranked 51st in the United States. The 2003-2013 compound annual growth rate of PCPI was 3.7 percent. The compound annual growth rate for the nation was 3.2 percent.

Per Capita Personal Income, 2013



Per Capita Income as a Percent of the United States



Total Personal Income

In 2013, Albany-Schenectady-Troy had a total personal income (TPI) of \$43,626,120*. This TPI ranked 57th in the United States. In 2003, the TPI of Albany-Schenectady-Troy was \$29,204,625* and ranked 56th in the United States.

*Total personal income estimates are in thousands of dollars, not adjusted for inflation.

	2012-2013 percent change	2003-2013 CAGR
Albany-Schenectady-Troy	2.1 %	4.1 %
U.S.	2.0 %	4.1 %

CAGR: compound annual growth rate

Components of Total Personal Income

Total personal income includes net earnings by place of residence; dividends, interest, and rent; and personal current transfer receipts received by the residents of Albany-Schenectady-Troy.

2012-2013 percent change

	Albany-Schenectady-Troy, NY (MSA)	U.S.
Net earnings	2.1 %	1.8 %
Dividends, interest, and rent	2.3 %	2.1 %
Personal current transfer receipts	1.7 %	2.7 %

2003-2013 CAGR

	Albany-Schenectady-Troy, NY (MSA)	U.S.
Net earnings	3.3 %	3.4 %
Dividends, interest, and rent	6.2 %	4.9 %
Personal current transfer receipts	5.3 %	6.0 %

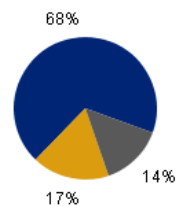
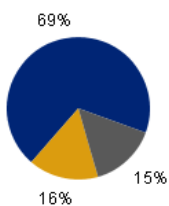
CAGR: compound annual growth rate

Percent Contribution to Total Personal Income

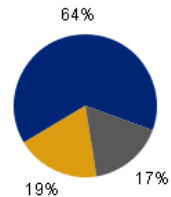
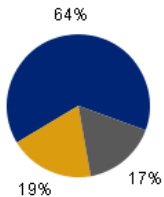
Albany-Schenectady-Troy, NY (MSA)

United States

2003



2013



-
- Net earnings by place of residence
 - Dividends, interest, and rent
 - Personal current transfer receipts