

Warren, New York

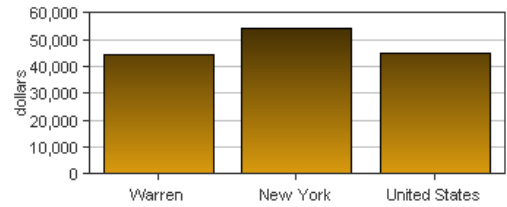
Personal income last published on November 20, 2014.

Warren is one of 62 counties in New York. It is part of the Glens Falls, NY Metropolitan Statistical Area. Its 2013 population of 65,337 ranked 38th in the state.

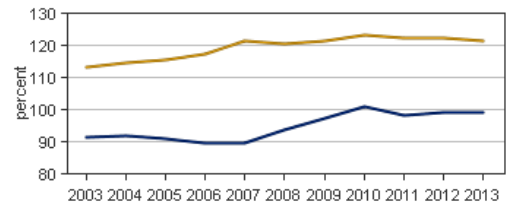
Per Capita Personal Income

In 2013, Warren had a per capita personal income (PCPI) of \$44,364. This PCPI ranked 21st in the state and was 81 percent of the state average, \$54,462, and 99 percent of the national average, \$44,765. The 2013 PCPI reflected an increase of 1.3 percent from 2012. The 2012-2013 state change was 0.7 percent and the national change was 1.3 percent. In 2003, the PCPI of Warren was \$29,859 and ranked 20th in the state. The 2003-2013 compound annual growth rate of PCPI was 4.0 percent. The compound annual growth rate for the state was 3.9 percent and for the nation was 3.2 percent.

Per Capita Personal Income, 2013



Per Capita Income as a Percent of the United States



● Warren
● New York

Total Personal Income

In 2013, Warren had a total personal income (TPI) of \$2,898,590*. This TPI ranked 38th in the state and accounted for 0.3 percent of the state total. In 2003, the TPI of Warren was \$1,920,637* and ranked 37th in the state.

**Total personal income estimates are in thousands of dollars, not adjusted for inflation.*

	2012-2013 percent change	2003-2013 CAGR
Warren	1.0 %	4.2 %
New York	1.1 %	4.2 %
U.S.	2.0 %	4.1 %

CAGR: compound annual growth rate

Components of Total Personal Income

Total personal income includes net earnings by place of residence; dividends, interest, and rent; and personal current transfer receipts received by the residents of Warren.

2012-2013 percent change

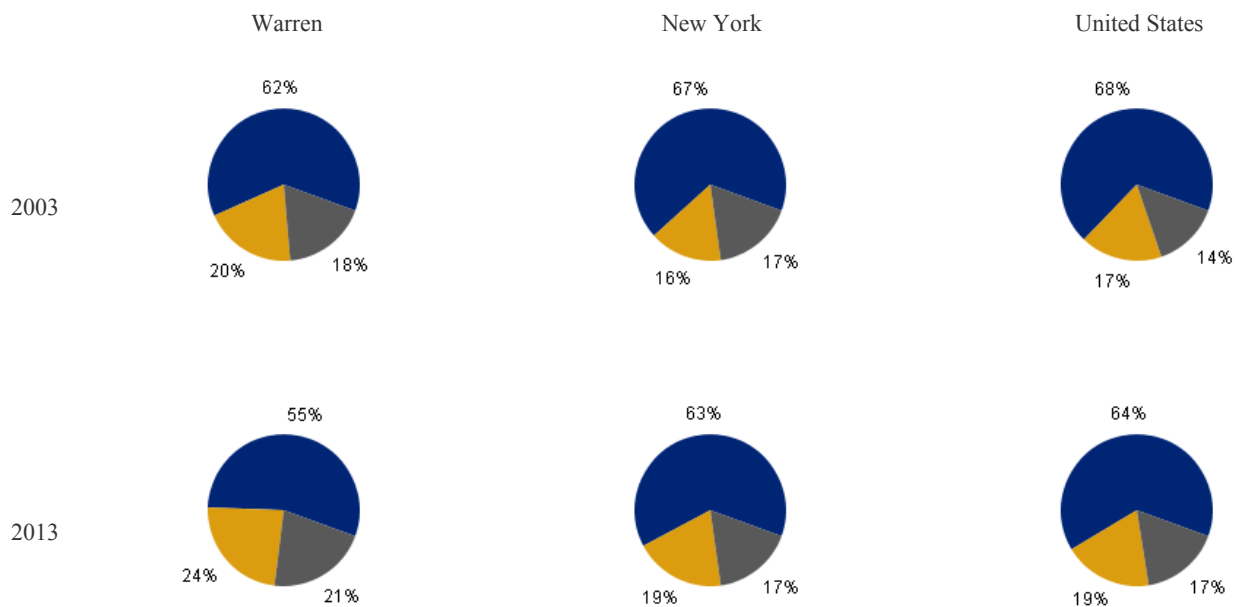
	Warren	New York	U.S.
Net earnings	0.5 %	0.8 %	1.8 %
Dividends, interest, and rent	1.8 %	2.0 %	2.1 %
Personal current transfer receipts	1.6 %	1.1 %	2.7 %

2003-2013 CAGR

	Warren	New York	U.S.
Net earnings	2.9 %	3.5 %	3.4 %
Dividends, interest, and rent	6.1 %	6.4 %	4.9 %
Personal current transfer receipts	6.0 %	4.3 %	6.0 %

CAGR: compound annual growth rate

Percent Contribution to Total Personal Income



-
- Net earnings by place of residence
 - Dividends, interest, and rent
 - Personal current transfer receipts