

Louisiana

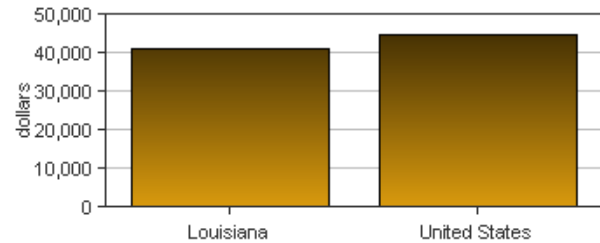
*Personal income last published on
September 30, 2014.*

The population of Louisiana in 2013 was 4,625,470. Its rank was 25th in the nation.

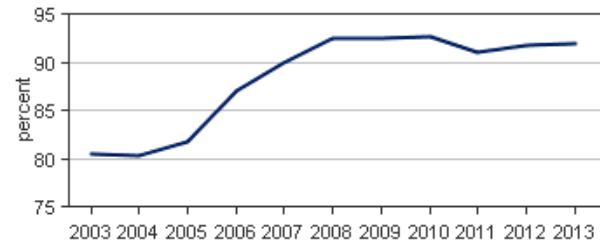
Per Capita Personal Income

In 2013, Louisiana had a per capita personal income (PCPI) of \$41,204. This PCPI ranked 29th in the United States and was 92 percent of the national average, \$44,765. The 2013 PCPI reflected an increase of 1.4 percent from 2012. The 2012-2013 national change was 1.3 percent. In 2003, the PCPI of Louisiana was \$26,339 and ranked 45th in the United States. The 2003-2013 compound annual growth rate of PCPI was 4.6 percent. The compound annual growth rate for the nation was 3.2 percent.

Per Capita Personal Income, 2013



Per Capita Income as a Percent of the United States



Total Personal Income

In 2013, Louisiana had a total personal income (TPI) of \$190,589,832*. This TPI ranked 24th in the United States. In 2003, the TPI of Louisiana was \$119,080,273* and ranked 25th in the United States.

**Total personal income estimates are in thousands of dollars, not adjusted for inflation.*

	2012-2013 percent change	2003-2013 CAGR
Louisiana	2.0 %	4.8 %
U.S.	2.0 %	4.1 %

CAGR: compound annual growth rate

Components of Total Personal Income

Total personal income includes net earnings by place of residence; dividends, interest, and rent; and personal current transfer receipts received by the residents of Louisiana.

2012-2013 percent change

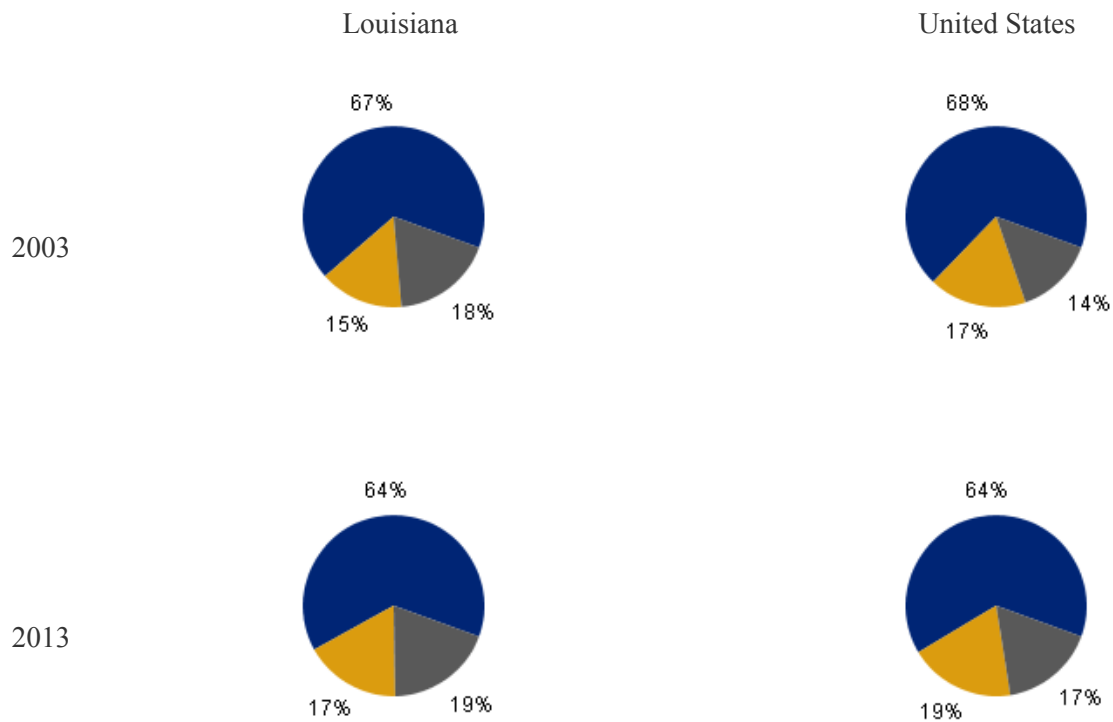
	Louisiana	U.S.
Net earnings	1.9 %	1.8 %
Dividends, interest, and rent	1.2 %	2.1 %
Personal current transfer receipts	2.9 %	2.7 %

2003-2013 CAGR

	Louisiana	U.S.
Net earnings	4.3 %	3.4 %
Dividends, interest, and rent	6.1 %	4.9 %
Personal current transfer receipts	5.5 %	6.0 %

CAGR: compound annual growth rate

Percent Contribution to Total Personal Income



-
- Net earnings by place of residence
 - Dividends, interest, and rent
 - Personal current transfer receipts

Gross Domestic Product (GDP) by State

In 2013, Louisiana current-dollar GDP was \$253.6 billion and ranked 23rd in the United States. In 2003, Louisiana GDP was \$157.7 billion and ranked 24th in the United States.

In 2013, Louisiana real GDP grew 1.3 percent; the 2012-2013 national change was 1.8 percent. The 2003-2013 compound annual growth rate for Louisiana real GDP was 1.2 percent; the compound annual growth rate for the nation was 1.5 percent.

GDP by State for Industries

In 2013, the largest industry in Louisiana was nondurable goods manufacturing manufacturing. This industry accounted for 20.1 percent of Louisiana GDP and had 13.9 percent real growth. The second largest industry was finance, insurance, real estate, rental, and leasing, which accounted for 12.8 percent of Louisiana GDP and had 3.1 percent real growth.

The largest contributor to real GDP growth in Louisiana was nondurable goods manufacturing. This industry accounted for 2.65 percentage points of the total growth in real GDP. The second largest contributor was finance, insurance, real estate, rental, and leasing. This industry accounted for 0.39 percentage point of the total growth in real GDP.*

** The industry contributions, or sum thereof, may be larger than 100 percent (and the percentage points larger than the percent change) because growing and declining industries offset one another.*

Top Five State Industries as a percent of Total GDP, 2013

