

# Athens-Clarke County (MSA)

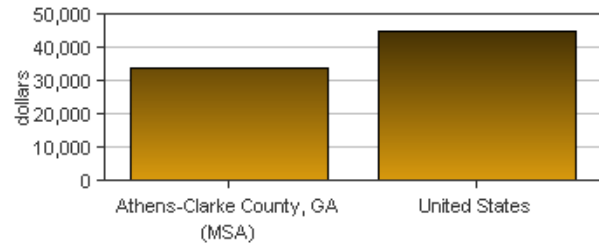
*Personal income last published on November 20, 2014.*

Athens-Clarke County is one of 381 Metropolitan Statistical Areas (MSAs) in the nation. Its 2013 population of 197,905 ranked 218th in the nation.

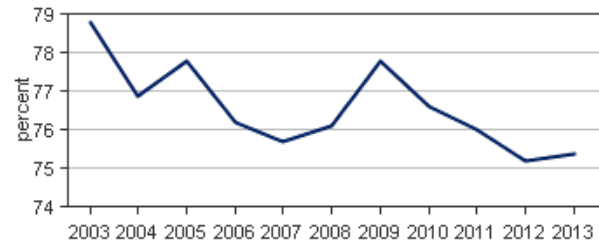
## Per Capita Personal Income

In 2013, Athens-Clarke County had a per capita personal income (PCPI) of \$33,762. This PCPI ranked 330th in the United States and was 75 percent of the national average, \$44,765. The 2013 PCPI reflected an increase of 1.6 percent from 2012. The 2012-2013 national change was 1.3 percent. In 2003, the PCPI of Athens-Clarke County was \$25,743 and ranked 313th in the United States. The 2003-2013 compound annual growth rate of PCPI was 2.7 percent. The compound annual growth rate for the nation was 3.2 percent.

Per Capita Personal Income, 2013



Per Capita Income as a Percent of the United States



## Total Personal Income

In 2013, Athens-Clarke County had a total personal income (TPI) of \$6,681,760\*. This TPI ranked 235th in the United States. In 2003, the TPI of Athens-Clarke County was \$4,475,384\* and ranked 228th in the United States.

*\*Total personal income estimates are in thousands of dollars, not adjusted for inflation.*

	2012-2013 percent change	2003-2013 CAGR
Athens-Clarke County	2.4 %	4.1 %
U.S.	2.0 %	4.1 %

*CAGR: compound annual growth rate*

# Components of Total Personal Income

Total personal income includes net earnings by place of residence; dividends, interest, and rent; and personal current transfer receipts received by the residents of Athens-Clarke County.

## 2012-2013 percent change

	Athens-Clarke County, GA (MSA)	U.S.
Net earnings	2.3 %	1.8 %
Dividends, interest, and rent	1.4 %	2.1 %
Personal current transfer receipts	3.6 %	2.7 %

## 2003-2013 CAGR

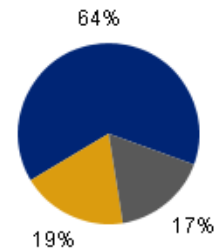
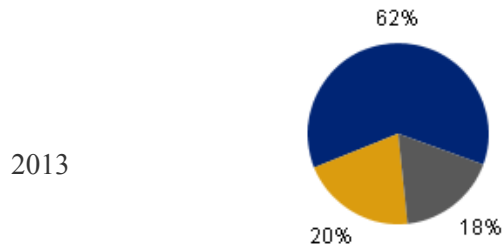
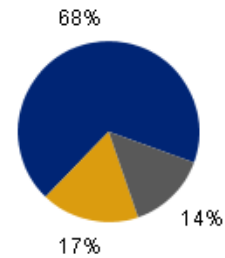
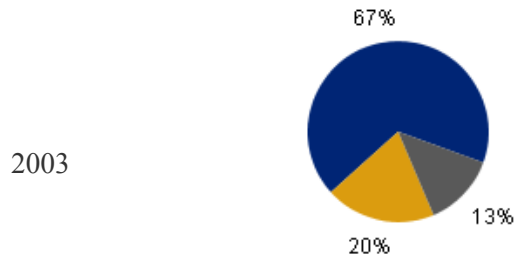
	Athens-Clarke County, GA (MSA)	U.S.
Net earnings	3.2 %	3.4 %
Dividends, interest, and rent	4.4 %	4.9 %
Personal current transfer receipts	7.4 %	6.0 %

*CAGR: compound annual growth rate*

## Percent Contribution to Total Personal Income

Athens-Clarke County, GA (MSA)

United States



- 
- Net earnings by place of residence
  - Dividends, interest, and rent
  - Personal current transfer receipts

