



Cochise , Arizona

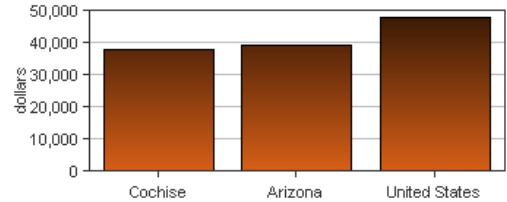
Personal income last published on November 17, 2016.

Cochise is one of 15 counties in Arizona. It is part of the Sierra Vista-Douglas, AZ Metropolitan Statistical Area. Its 2015 population of 126,427 ranked 8th in the state.

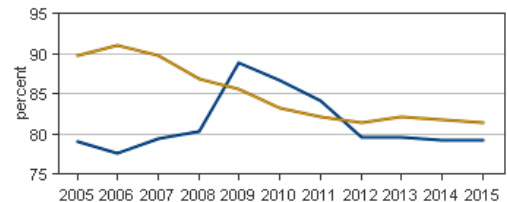
Per Capita Personal Income

In 2015, Cochise had a per capita personal income (PCPI) of \$38,133. This PCPI ranked 4th in the state and was 97 percent of the state average, \$39,156, and 79 percent of the national average, \$48,112. The 2015 PCPI reflected an increase of 3.8 percent from 2014. The 2014-2015 state change was 3.0 percent and the national change was 3.7 percent. In 2005, the PCPI of Cochise was \$28,411 and ranked 4th in the state. The 2005-2015 compound annual growth rate of PCPI was 3.0 percent. The compound annual growth rate for the state was 1.9 percent and for the nation was 3.0 percent.

Per Capita Personal Income, 2015



Per Capita Income as a Percent of the United States



● Cochise
● Arizona

Personal Income

In 2015, Cochise had a personal income of \$4,821,097*. This personal income ranked 8th in the state and accounted for 1.8 percent of the state total. In 2005, the personal income of Cochise was \$3,573,763* and ranked 8th in the state.

*Personal income estimates are in thousands of dollars, not adjusted for inflation.

	2014-2015 percent change	2005-2015 CAGR
Cochise	3.1 %	3.0 %
Arizona	4.5 %	3.6 %
U.S.	4.5 %	3.8 %

CAGR: compound annual growth rate

Components of Personal Income

Personal income includes net earnings by place of residence; dividends, interest, and rent; and personal current transfer receipts received by the residents of Cochise.

2014-2015 percent change

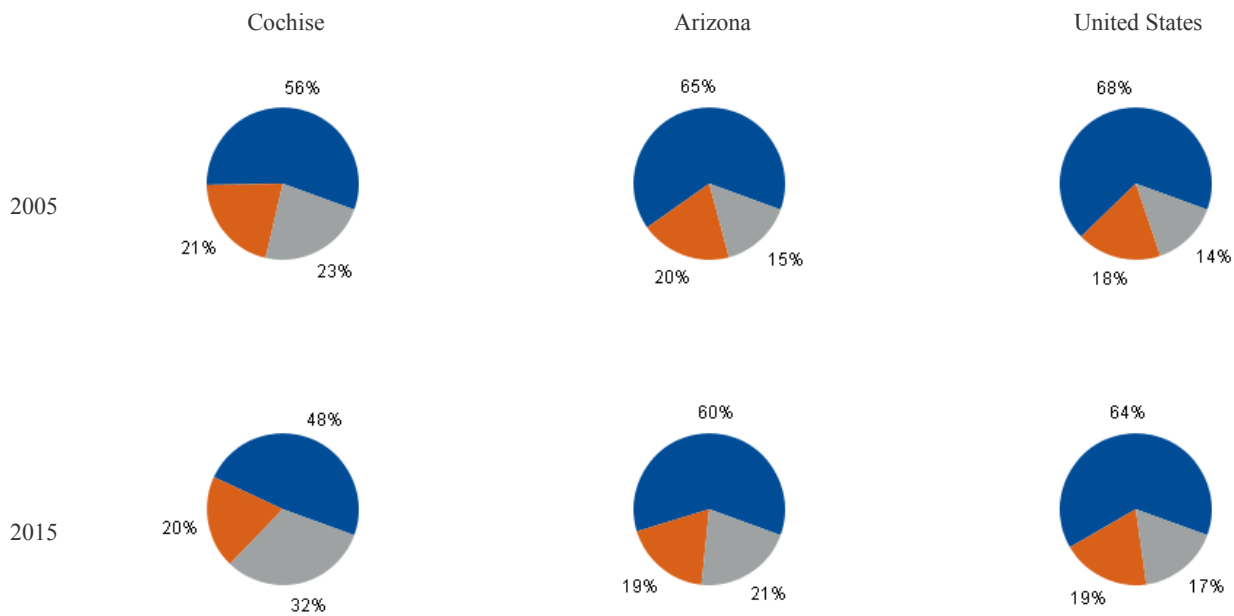
	Cochise	Arizona	U.S.
Net earnings	1.6 %	4.7 %	4.7 %
Dividends, interest, and rent	3.7 %	3.1 %	2.8 %
Personal current transfer receipts	5.0 %	5.5 %	5.4 %

2005-2015 CAGR

	Cochise	Arizona	U.S.
Net earnings	1.6 %	2.8 %	3.2 %
Dividends, interest, and rent	2.3 %	3.1 %	4.3 %
Personal current transfer receipts	6.4 %	7.0 %	5.9 %

CAGR: compound annual growth rate

Percent Contribution to Personal Income



- Net earnings by place of residence
- Dividends, interest, and rent
- Personal current transfer receipts