

Kanawha , West Virginia

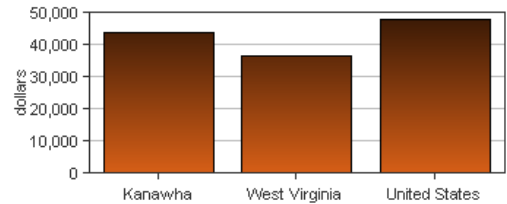
Personal income last published on November 17, 2016.

Kanawha is one of 55 counties in West Virginia. It is part of the Charleston, WV Metropolitan Statistical Area. Its 2015 population of 188,332 ranked 1st in the state.

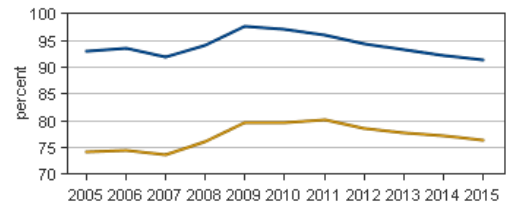
Per Capita Personal Income

In 2015, Kanawha had a per capita personal income (PCPI) of \$43,980. This PCPI ranked 3rd in the state and was 120 percent of the state average, \$36,758, and 91 percent of the national average, \$48,112. The 2015 PCPI reflected an increase of 2.7 percent from 2014. The 2014-2015 state change was 2.7 percent and the national change was 3.7 percent. In 2005, the PCPI of Kanawha was \$33,423 and ranked 3rd in the state. The 2005-2015 compound annual growth rate of PCPI was 2.8 percent. The compound annual growth rate for the state was 3.3 percent and for the nation was 3.0 percent.

Per Capita Personal Income, 2015



Per Capita Income as a Percent of the United States



● Kanawha
● West Virginia

Personal Income

In 2015, Kanawha had a personal income of \$8,282,775*. This personal income ranked 1st in the state and accounted for 12.2 percent of the state total. In 2005, the personal income of Kanawha was \$6,479,933* and ranked 1st in the state.

**Personal income estimates are in thousands of dollars, not adjusted for inflation.*

	2014-2015 percent change	2005-2015 CAGR
Kanawha	1.7 %	2.5 %
West Virginia	2.5 %	3.4 %
U.S.	4.5 %	3.8 %

CAGR: compound annual growth rate

Components of Personal Income

Personal income includes net earnings by place of residence; dividends, interest, and rent; and personal current transfer receipts received by the residents of Kanawha.

2014-2015 percent change

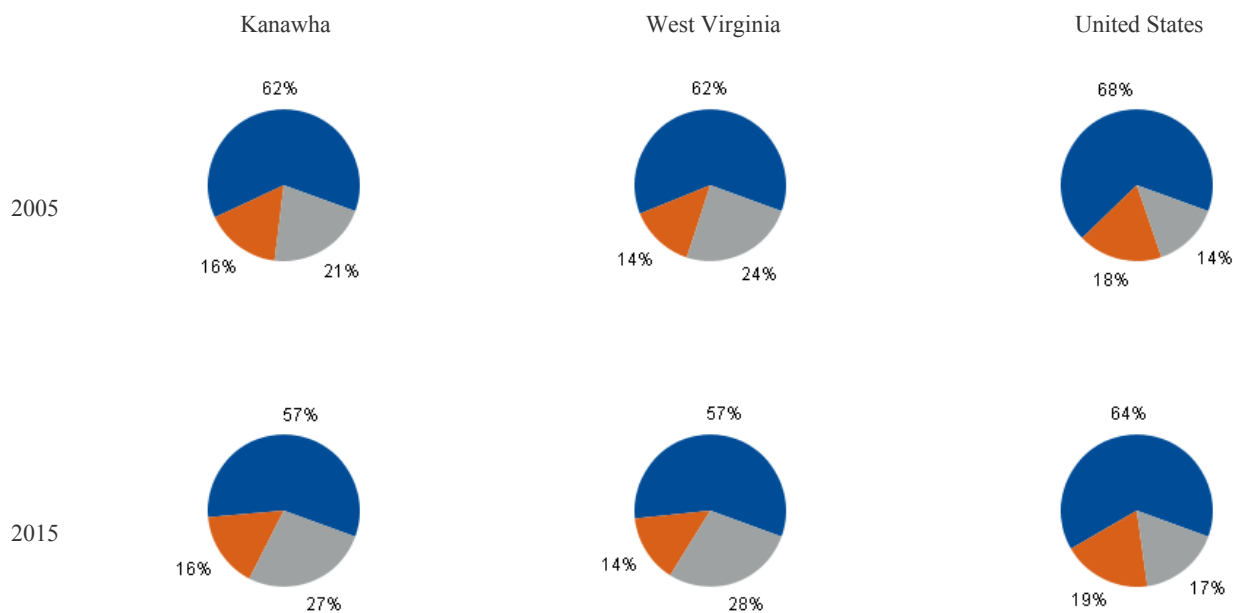
	Kanawha	West Virginia	U.S.
Net earnings	0.4 %	1.6 %	4.7 %
Dividends, interest, and rent	2.7 %	3.2 %	2.8 %
Personal current transfer receipts	4.0 %	3.9 %	5.4 %

2005-2015 CAGR

	Kanawha	West Virginia	U.S.
Net earnings	1.6 %	2.7 %	3.2 %
Dividends, interest, and rent	2.5 %	3.8 %	4.3 %
Personal current transfer receipts	4.8 %	5.0 %	5.9 %

CAGR: compound annual growth rate

Percent Contribution to Personal Income



-
- Net earnings by place of residence
 - Dividends, interest, and rent
 - Personal current transfer receipts