



Louisiana

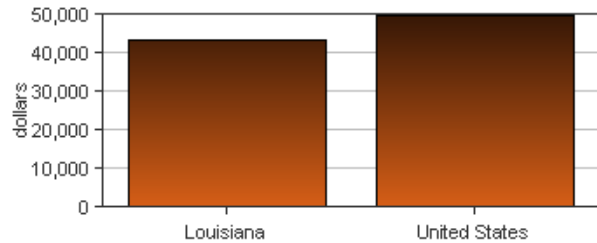
Personal income last published on March 28, 2017.

The population of Louisiana in 2016 was 4,681,666. Its rank was 25th in the nation.

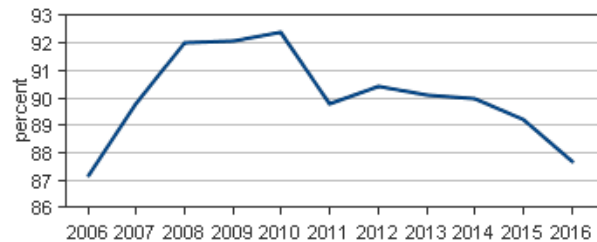
Per Capita Personal Income

In 2016, Louisiana had a per capita personal income (PCPI) of \$43,487. This PCPI ranked 36th in the United States and was 88 percent of the national average, \$49,571. The 2016 PCPI reflected an increase of 1.2 percent from 2015. The 2015-2016 national change was 2.9 percent. In 2006, the PCPI of Louisiana was \$33,276 and ranked 37th in the United States. The 2006-2016 compound annual growth rate of PCPI was 2.7 percent. The compound annual growth rate for the nation was 2.7 percent.

Per Capita Personal Income, 2016



Per Capita Income as a Percent of the United States



Personal Income

In 2016, Louisiana had a personal income of \$203,591,796*. This personal income ranked 24th in the United States. In 2006, the personal income of Louisiana was \$143,175,909* and ranked 25th in the United States.

*Personal income estimates are in thousands of dollars, not adjusted for inflation.

	2015-2016 percent change	2006-2016 CAGR
Louisiana	1.5 %	3.6 %
U.S.	3.6 %	3.5 %

CAGR: compound annual growth rate

Components of Personal Income

Personal income includes net earnings by place of residence; dividends, interest, and rent; and personal current transfer receipts received by the residents of Louisiana.

2015-2016 percent change

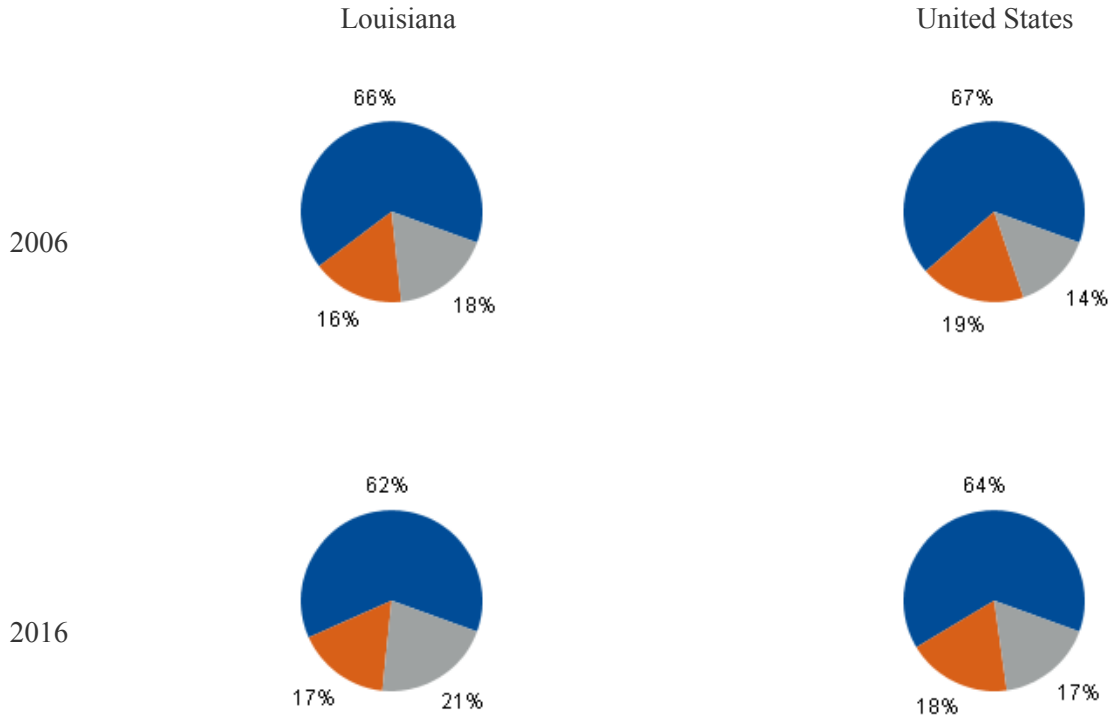
	Louisiana	U.S.
Net earnings	0.3 %	4.1 %
Dividends, interest, and rent	1.7 %	1.9 %
Personal current transfer receipts	5.2 %	3.6 %

2006-2016 CAGR

	Louisiana	U.S.
Net earnings	3.0 %	3.0 %
Dividends, interest, and rent	3.8 %	3.3 %
Personal current transfer receipts	5.3 %	5.6 %

CAGR: compound annual growth rate

Percent Contribution to Personal Income



-
- Net earnings by place of residence
 - Dividends, interest, and rent
 - Personal current transfer receipts

GDP last published on May 11, 2017.

Gross Domestic Product (GDP) by State

In 2016, Louisiana current-dollar GDP was \$235.1 billion and ranked 24th in the United States. In 2006, Louisiana GDP was \$207.5 billion and ranked 24th in the United States.

In 2016, Louisiana real GDP contracted 0.6 percent; the 2015-2016 national change was 1.5 percent. The 2006-2016 compound annual growth rate for Louisiana real GDP was - 0.3 percent; the compound annual growth rate for the nation was 1.1 percent.

GDP by State for Industries

In 2016, the largest industry in Louisiana was nondurable goods manufacturing. This industry accounted for 18.3 percent of Louisiana GDP and had 7.6 percent real growth. The second largest industry was finance, insurance, real estate, rental, and leasing, which accounted for 13.7 percent of Louisiana GDP and had a 2.9 percent real decline.

The industry that subtracted the most from real GDP growth in Louisiana was mining. This industry subtracted 0.48 percentage point from the growth rate of real GDP. The second largest industry to subtract from growth was finance, insurance, real estate, rental, and leasing. This industry subtracted 0.40 percentage point from the growth rate of real GDP.*

* *The industry contributions, or sum thereof, may be larger than 100 percent (and the percentage points larger than the percent change) because growing and declining industries offset one another.*

Top Five State Industries as a percent of Total GDP, 2016

