



Warren , New York

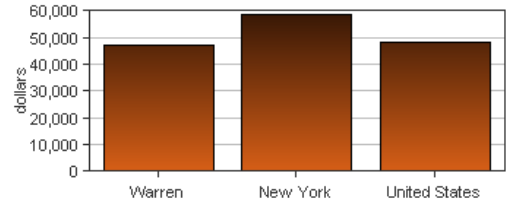
Personal income last published on November 17, 2016.

Warren is one of 62 counties in New York. It is part of the Glens Falls, NY Metropolitan Statistical Area. Its 2015 population of 64,688 ranked 39th in the state.

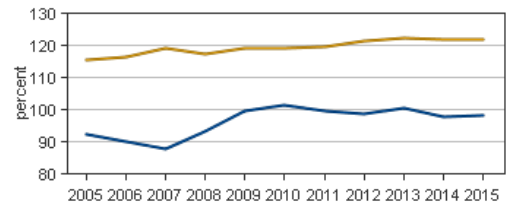
Per Capita Personal Income

In 2015, Warren had a per capita personal income (PCPI) of \$47,429. This PCPI ranked 16th in the state and was 81 percent of the state average, \$58,670, and 99 percent of the national average, \$48,112. The 2015 PCPI reflected an increase of 4.2 percent from 2014. The 2014-2015 state change was 3.5 percent and the national change was 3.7 percent. In 2005, the PCPI of Warren was \$33,142 and ranked 16th in the state. The 2005-2015 compound annual growth rate of PCPI was 3.6 percent. The compound annual growth rate for the state was 3.5 percent and for the nation was 3.0 percent.

Per Capita Personal Income, 2015



Per Capita Income as a Percent of the United States



● Warren
● New York

Personal Income

In 2015, Warren had a personal income of \$3,068,102*. This personal income ranked 36th in the state and accounted for 0.3 percent of the state total. In 2005, the personal income of Warren was \$2,161,025* and ranked 38th in the state.

*Personal income estimates are in thousands of dollars, not adjusted for inflation.

	2014-2015 percent change	2005-2015 CAGR
Warren	3.8 %	3.6 %
New York	3.8 %	3.9 %
U.S.	4.5 %	3.8 %

CAGR: compound annual growth rate

Components of Personal Income

Personal income includes net earnings by place of residence; dividends, interest, and rent; and personal current transfer receipts received by the residents of Warren.

2014-2015 percent change

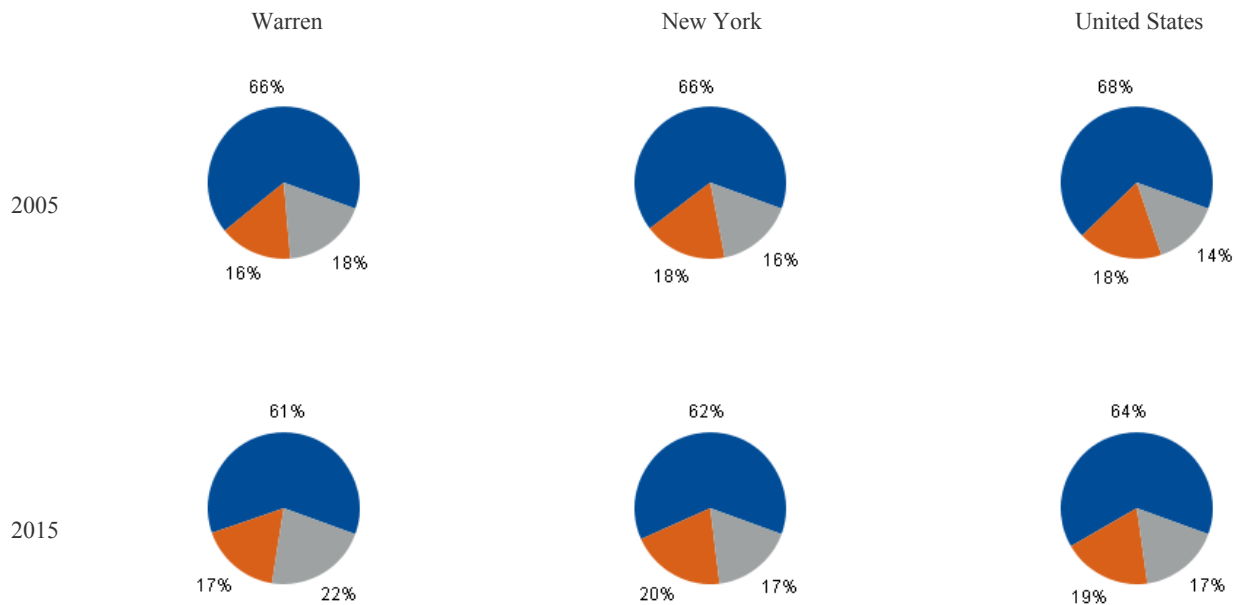
	Warren	New York	U.S.
Net earnings	3.6 %	3.9 %	4.7 %
Dividends, interest, and rent	3.2 %	2.0 %	2.8 %
Personal current transfer receipts	4.8 %	5.5 %	5.4 %

2005-2015 CAGR

	Warren	New York	U.S.
Net earnings	2.7 %	3.3 %	3.2 %
Dividends, interest, and rent	4.7 %	5.3 %	4.3 %
Personal current transfer receipts	5.5 %	4.4 %	5.9 %

CAGR: compound annual growth rate

Percent Contribution to Personal Income



- Net earnings by place of residence
- Dividends, interest, and rent
- Personal current transfer receipts