

Schoharie , New York

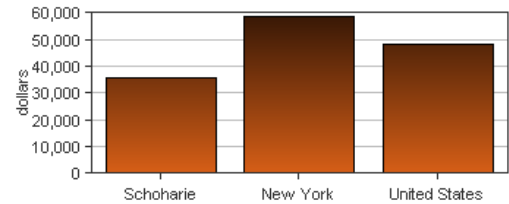
Personal income last published on November 17, 2016.

Schoharie is one of 62 counties in New York. It is part of the Albany-Schenectady-Troy, NY Metropolitan Statistical Area. Its 2015 population of 31,330 ranked 58th in the state.

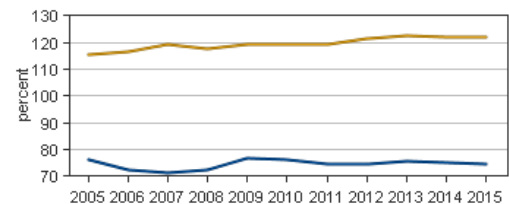
Per Capita Personal Income

In 2015, Schoharie had a per capita personal income (PCPI) of \$35,998. This PCPI ranked 57th in the state and was 61 percent of the state average, \$58,670, and 75 percent of the national average, \$48,112. The 2015 PCPI reflected an increase of 2.9 percent from 2014. The 2014-2015 state change was 3.5 percent and the national change was 3.7 percent. In 2005, the PCPI of Schoharie was \$27,303 and ranked 42nd in the state. The 2005-2015 compound annual growth rate of PCPI was 2.8 percent. The compound annual growth rate for the state was 3.5 percent and for the nation was 3.0 percent.

Per Capita Personal Income, 2015



Per Capita Income as a Percent of the United States



● Schoharie
● New York

Personal Income

In 2015, Schoharie had a personal income of \$1,127,815*. This personal income ranked 58th in the state and accounted for 0.1 percent of the state total. In 2005, the personal income of Schoharie was \$888,291* and ranked 58th in the state.

**Personal income estimates are in thousands of dollars, not adjusted for inflation.*

	2014-2015 percent change	2005-2015 CAGR
Schoharie	1.9 %	2.4 %
New York	3.8 %	3.9 %
U.S.	4.5 %	3.8 %

CAGR: compound annual growth rate

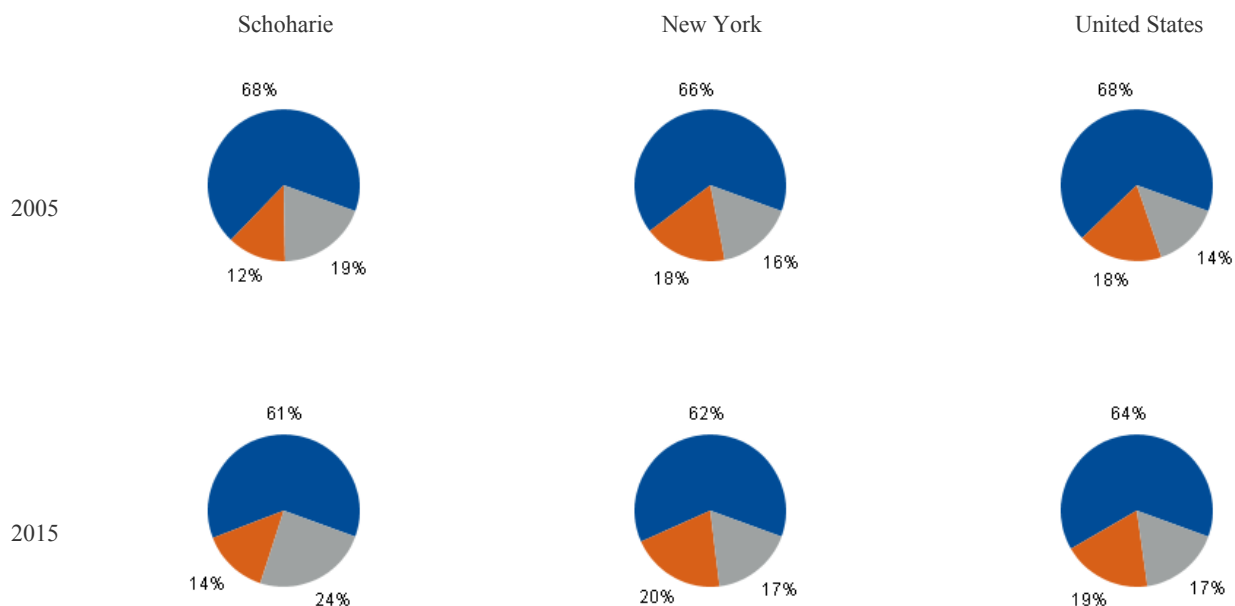
Components of Personal Income

Personal income includes net earnings by place of residence; dividends, interest, and rent; and personal current transfer receipts received by the residents of Schoharie.

	2014-2015 percent change			2005-2015 CAGR		
	Schoharie	New York	U.S.	Schoharie	New York	U.S.
Net earnings	2.1 %	3.9 %	4.7 %	1.3 %	3.3 %	3.2 %
Dividends, interest, and rent	3.9 %	2.0 %	2.8 %	3.8 %	5.3 %	4.3 %
Personal current transfer receipts	0.3 %	5.5 %	5.4 %	4.8 %	4.4 %	5.9 %

CAGR: compound annual growth rate

Percent Contribution to Personal Income



-
- Net earnings by place of residence
 - Dividends, interest, and rent
 - Personal current transfer receipts