

News Release

EMBARGOED UNTIL RELEASE AT 10:00 a.m. EDT, Thursday, June 5, 2025

BEA 25-22

Technical:	Will Nicolls	301-278-9544	MarineEconomy@bea.gov
	Kyle Brown	301-278-9688	
Media:	Connie O'Connell	301-278-9003	Connie.OConnell@bea.gov

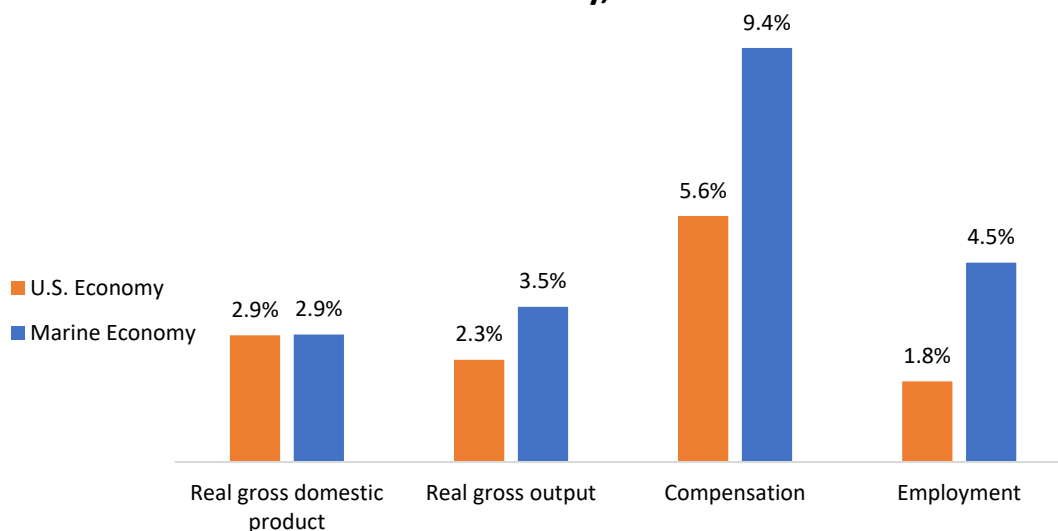
Marine Economy Satellite Account, 2023

New Statistics for 2023; 2014–2022 Updated

The Marine Economy Satellite Account statistics released today by the U.S. Bureau of Economic Analysis show the marine economy accounted for \$511.0 billion, or 1.8 percent, of current-dollar U.S. gross domestic product in 2023, an increase from \$482.4 billion in 2022 (tables 2 and 3). The marine economy accounted for \$826.6 billion, or 1.7 percent, of current-dollar gross output in 2023 (table 8).

Real (inflation-adjusted) gross domestic product (GDP) for the marine economy increased 2.9 percent from 2022 to 2023 (table 1), compared with a 2.9 percent increase for the overall U.S. economy. Marine economy compensation increased 9.4 percent, or \$19.1 billion, and employment increased 4.5 percent, or 111,000 full- and part-time employees.

Percent Change in Marine Economy Compared to U.S. Economy, 2023



U.S. Bureau of Economic Analysis

Today's release also reflects updated statistics for 2014–2022. Gross output, value added, employment, and compensation were updated to include the results of the 2023 comprehensive update and the 2024 annual update of the National Economic Accounts, which includes the Industry Economic Accounts. The updated statistics reflect newly available and revised source data.

Marine economy by activity

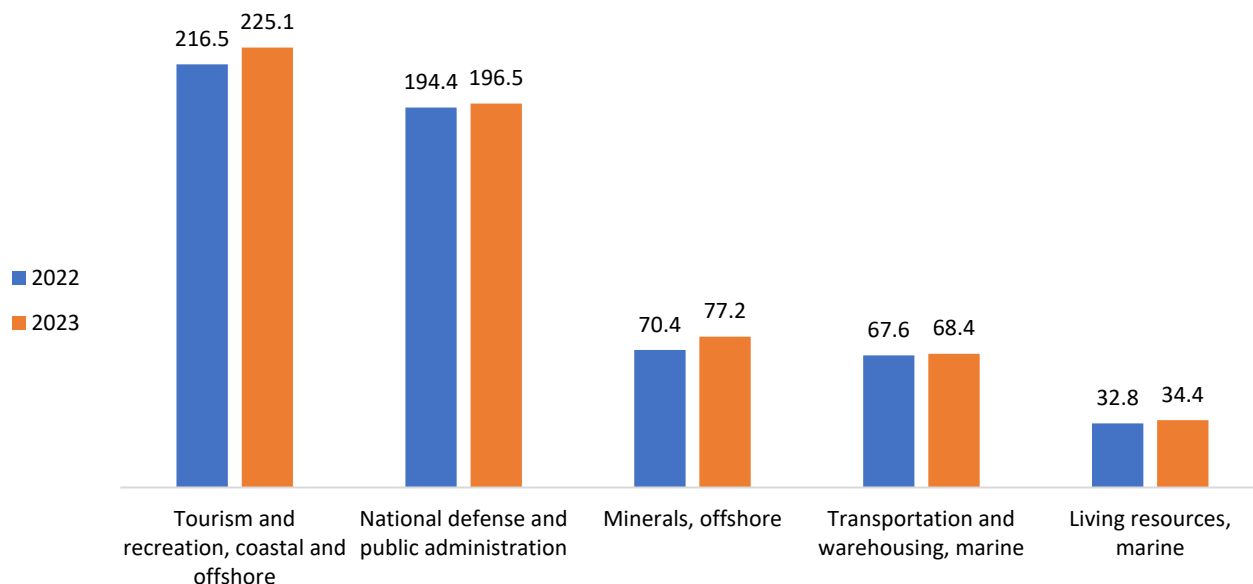
To estimate the marine economy by activity, this satellite account reorganizes industry value added (or GDP) and gross output statistics and presents the data in a framework that reflects marine-related activities. Marine economy activities fall into the following 10 general categories:

1. Living resources, marine
2. Construction, coastal and marine
3. Research and education, marine
4. Transportation and warehousing, marine
5. Professional and technical services, marine
6. Minerals, offshore
7. Utilities, coastal
8. Ship and boat building, nonrecreational
9. Tourism and recreation, coastal and offshore
10. National defense and public administration

Marine economy real gross output—principally a measure of the marine economy's inflation-adjusted sales or receipts, which includes sales to final users in the economy (GDP) and sales to other industries (intermediate inputs)—increased 3.5 percent, or \$22.7 billion, in 2023 (tables 7 and 9). Marine economy activity highlights for 2023 include the following:

- **Tourism and recreation, coastal and offshore** increased \$8.6 billion, or 4.0 percent, to a level of \$225.1 billion, making it the largest contributor to the growth in 2023 marine economy real gross output.
- **Minerals, offshore** increased \$6.8 billion, or 9.6 percent, to \$77.2 billion, making it the second-largest contributor to the overall growth.
- **Living resources, marine** increased \$1.7 billion, or 5.1 percent, to \$34.4 billion.
- **Ship and boat building, nonrecreational** decreased \$68 million, or 0.3 percent, to \$19.5 billion, making it the largest offset to the overall growth in 2023 marine economy real gross output.

Real Gross Output Levels for Selected Activities Billions of chained (2017) dollars



U.S. Bureau of Economic Analysis

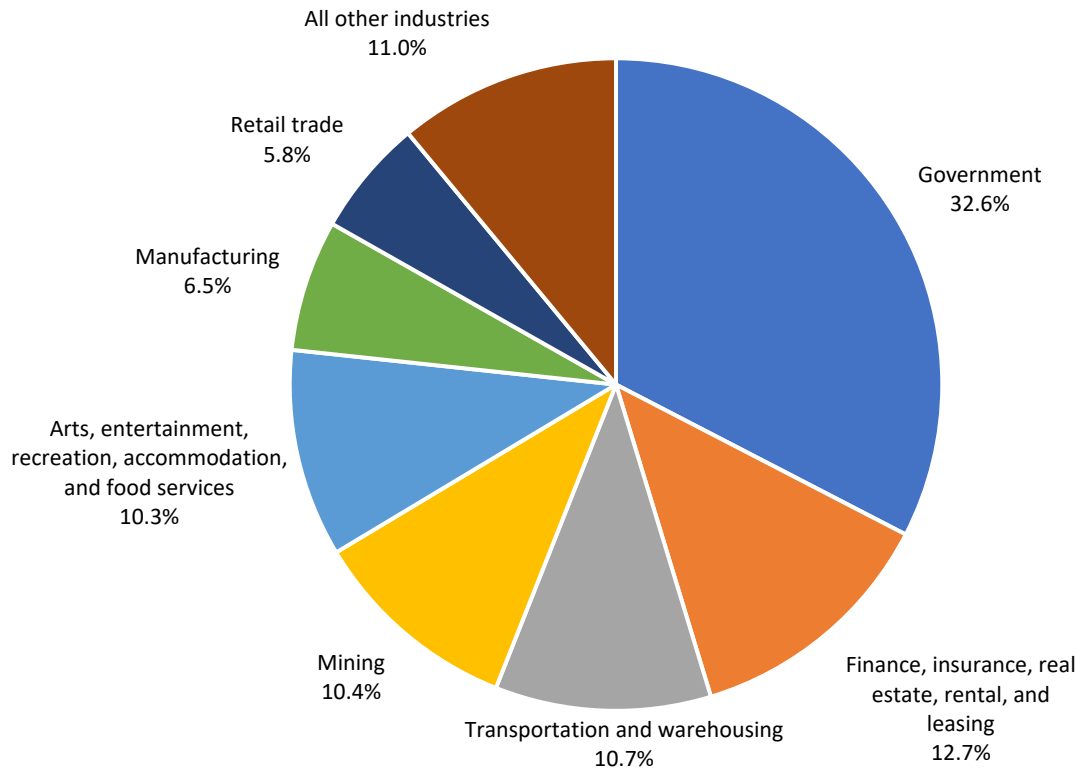
Marine economy by industry

Industry statistics show the contributions of industries to the marine economy, including their impact on value added (or GDP by industry), gross output, employment, and compensation.

Marine economy industry highlights for 2023 include the following:

- **Government**, as a share of marine economy current-dollar value added, was the largest industry group and accounted for 32.6 percent, or \$166.4 billion (table 6), and was the largest industry group for compensation (\$101.3 billion) and for employment (about 793,000 full- and part-time jobs).
- **Finance, insurance, real estate, rental, and leasing** was the second-largest industry group as a share of the marine economy and accounted for 12.7 percent, or \$64.7 billion, of current-dollar value added.
- **Transportation and warehousing** accounted for 10.7 percent, or \$54.7 billion, of marine economy value added.
- **Arts, entertainment, recreation, accommodation, and food services** accounted for 10.3 percent, or \$52.6 billion, of value added and was the second-largest industry group for employment (about 652,000 full- and part-time jobs) in 2023, with the second-largest level of compensation (\$26.8 billion).

Industry Composition of Marine Economy Value Added, 2023



U.S. Bureau of Economic Analysis

The Marine Economy Satellite Account Estimation Methods

The Marine Economy Satellite Account (MESA) measures the economic activity associated with the marine economy, identifies the industries responsible for producing these goods and services, and measures the output, value added, compensation, and employment associated with that production. Like other BEA satellite accounts, the MESA was built on BEA's comprehensive supply and use framework. The supply and use tables (SUTs) provide a detailed look at the relationships among industries and how each industry contributes to GDP. In practice, the MESA is a rearrangement of the published SUTs with new estimation methods that isolate marine-related spending and production. A variety of private and public data sources were used to identify marine-related spending and production to develop the MESA estimates.

An important feature of the MESA is the presentation of estimates of gross output and value added by marine economic activity, in addition to the standard presentation of estimates by industry. This allows for the marine economy to be better analyzed in areas where significant economic activity occurs across a variety of industries.

The geographic scope of the MESA includes the Atlantic, Pacific, and Arctic Oceans within the Exclusive Economic Zone (approximately 200 nautical miles off the U.S. coast) as well as marginal seas, such as the Chesapeake Bay, Puget Sound, Long Island Sound, San Francisco Bay, and others. Also included is the U.S. shoreline directly along these bodies of water. Furthermore, the Great Lakes are included up to the international boundary with Canada.

For additional information on the marine economy statistics as well as the data sources and methodology that underlie their preparation, refer to "[*Defining and Measuring the U.S. Ocean Economy*](#)."

The Marine Economy Satellite Account was produced in partnership with the National Oceanic and Atmospheric Administration.

Data Availability

The complete set of [detailed annual statistics for 2014–2023](#) are available on BEA's website. Statistics include data on marine economy gross output and value added presented by both industry and activity as well as employment and compensation presented by industry.

For Marine Economy Satellite Account definitions and more,
visit "[Additional Information](#)."

Next release: Spring 2026
Marine Economy Satellite Account, 2024

News release tables

Table 1. Real Marine Economy Value Added by Activity

Table 2. Marine Economy Value Added by Activity

Table 3. Marine Economy Value Added by Activity as a Percentage of Gross Domestic Product

Table 4. Marine Economy Value Added by Activity as a Percentage of Total Marine Economy Value Added

Table 5. Real Marine Economy Value Added by Industry

Table 6. Marine Economy Value Added by Industry

Table 7. Real Marine Economy Gross Output by Activity

Table 8. Marine Economy Gross Output by Activity

Table 9. Real Marine Economy Gross Output by Industry

Table 10. Marine Economy Gross Output by Industry

Table 1. Real Marine Economy Value Added by Activity

[Millions of chained (2017) dollars]

	2014	2015	2016	2017	2018	2019	2020	2021	2022	2023
1 Total marine economy	359,673	362,003	359,779	362,636	363,398	368,836	349,448	385,095	395,624	407,116
2 Living resources, marine	12,159	13,470	14,062	15,357	14,981	15,411	16,632	18,784	18,573	20,199
3 Commercial harvest, seafood markets, and processing	11,472	12,573	13,063	14,065	13,421	13,472	13,674	14,173	13,260	13,674
4 Commercial harvest and seafood markets	6,900	7,361	8,018	8,607	8,271	8,414	8,157	8,551	7,942	8,052
5 Seafood processing	4,568	5,217	5,044	5,458	5,150	5,063	5,484	5,593	5,292	5,594
6 Fish-based animal foods	47	65	69	47	47	43	48	39	36	48
7 Pharmaceuticals, marine-based	646	838	933	1,245	1,515	1,900	2,896	4,577	5,376	6,716
8 Construction, coastal and marine	3,510	3,740	4,505	4,694	4,402	5,359	5,225	4,513	4,630	5,031
9 Conservation	2,157	2,400	3,153	3,477	3,006	3,185	3,244	2,644	2,749	3,235
10 Dredging	170	181	247	217	258	623	571	570	486	378
11 Recreation facilities	1,115	1,076	1,011	882	1,013	1,428	1,271	1,176	1,263	1,271
12 Wind farms	79	89	95	118	125	118	139	120	129	143
13 Research and education, marine	5,920	6,222	6,209	6,173	6,212	6,489	7,237	7,928	8,019	8,791
14 Scientific research	3,313	3,500	3,578	3,558	3,734	3,968	4,836	5,733	5,570	6,119
15 National defense research and development (R&D)	105	108	100	103	137	142	154	167	167	184
16 Federal nondefense R&D	1,085	1,169	1,213	1,216	1,242	1,377	1,947	2,788	2,572	2,910
17 State and local R&D	1,226	1,375	1,385	1,409	1,389	1,441	1,561	1,692	1,680	1,764
18 Nonacademic R&D	899	848	879	830	966	1,009	1,180	1,126	1,185	1,292
19 Educational programs and courses	2,409	2,516	2,421	2,416	2,282	2,397	2,301	2,113	2,357	2,580
20 Vocational training	154	155	158	146	148	74	59	57	65	65
21 Laboratories	46	51	52	53	46	47	44	41	41	42
22 Transportation and warehousing, marine	30,218	27,838	25,140	25,537	27,363	26,229	23,505	28,579	32,576	32,695
23 Freight transportation	19,636	18,390	17,745	17,022	17,072	15,315	15,517	19,926	18,047	18,042
24 Passenger transportation	9,247	7,967	5,669	6,491	8,380	9,225	5,197	4,513	15,040	15,890
25 Warehousing and storage	1,526	1,557	1,809	2,023	2,060	2,124	2,132	2,627	2,650	2,384
26 Professional and technical services, marine	3,720	4,097	5,217	4,941	5,017	4,810	4,497	4,080	4,243	4,106
27 Minerals, offshore	54,648	51,818	46,492	44,571	43,064	44,559	42,534	48,645	45,780	52,218
28 Oil and gas	52,839	50,001	44,645	42,420	40,974	42,627	40,663	46,701	43,774	50,113
29 Sand and gravel	1,308	1,325	1,391	1,674	1,622	1,475	1,465	1,544	1,609	1,727
30 Support services	498	501	463	477	469	455	400	436	419	399
31 Utilities, coastal	7,096	8,576	9,925	9,964	9,029	8,413	9,185	8,310	8,236	9,588
32 Traditional power generation	7,096	8,576	9,925	9,961	9,027	8,410	9,182	8,307	8,233	9,585
33 Alternative power generation ¹	0	3	3	3	3	3	3	3
34 Ship and boat building, nonrecreational	6,564	8,203	8,001	8,231	8,693	9,452	10,115	11,866	12,693	12,392
35 Ship building ²	5,342	6,870	6,813	7,065	7,543	8,406	9,388	10,846	11,580	11,452
36 Barges and other nonpropelled ships	115	92	103	76	58	58	67	66	55	46
37 Military ships	4,901	6,437	6,334	6,709	7,192	8,084	9,084	10,527	11,291	11,195
38 Other ships	326	340	375	281	293	261	232	251	241	227
39 Boat building ³	1,225	1,333	1,188	1,165	1,151	1,052	763	1,043	1,133	999
40 Fishing boats	75	64	54	30	31	27	24	26	25	23
41 Tugboats and towboats	232	261	307	253	262	234	206	223	213	201
42 Outboard motorboats	47	73	26	87	88	60	18	43	54	35
43 Inboard motorboats	325	358	246	262	252	269	184	288	364	331
44 Other boats	549	581	554	533	518	461	336	463	469	405
45 Tourism and recreation, coastal and offshore	115,075	117,755	119,286	124,107	128,520	130,013	106,898	126,252	134,490	139,077
46 Guided tours	8,460	7,670	6,883	8,074	8,632	8,065	7,463	8,953	10,364	10,446
47 Water guided tours	4,891	4,244	3,542	5,170	5,585	5,140	5,603	6,603	7,329	7,387
48 Other scenic tours	3,571	3,428	3,343	2,904	3,048	2,924	1,868	2,358	3,042	3,066
49 Recreational fishing, offshore	1,412	1,674	2,392	3,033	3,022	2,888	2,993	3,421	3,065	3,079
50 Boating and paddling, offshore	16,530	16,564	16,205	15,977	16,059	17,067	15,224	16,299	16,437	17,110
51 Sailing	1,236	1,243	1,291	1,274	1,265	1,370	969	1,143	1,311	1,304
52 Motorboating	8,749	9,021	9,065	8,656	8,325	8,807	8,407	8,564	8,660	8,836
53 Canoeing	47	46	49	25	21	25	37	46	35	37
54 Kayaking	209	191	173	111	108	106	122	125	103	112
55 Other boating and paddling ⁴	6,274	6,057	5,622	5,911	6,342	6,764	5,647	6,405	6,317	6,802
56 Other water activities ⁵	2,504	2,603	2,454	2,242	2,401	2,813	3,724	3,714	2,711	2,782
57 Other coastal recreation	13,392	13,924	14,131	14,491	15,064	15,061	14,163	15,919	16,161	16,212
58 Maritime museums and cultural institutions	1,444	1,233	1,382	1,376	1,462	1,444	1,588	1,299	1,185	1,368
59 Beachgoing	121	126	126	126	123	133	125	143	137	124
60 Amusement parks	1,695	1,735	1,775	1,938	2,083	2,027	1,263	1,975	2,197	2,209
61 Hiking and camping	801	847	826	808	787	858	1,240	1,286	1,298	1,420
62 RVing	3,202	3,214	3,132	2,866	3,097	3,078	3,167	3,441	3,038	2,924
63 Photography	121	179	139	117	103	130	119	123	131	127
64 Other general expenses	6,047	6,594	6,755	7,261	7,406	7,389	6,707	7,635	8,174	8,034
65 Trips and travel, coastal	72,827	75,343	77,226	80,289	83,342	84,122	63,295	77,984	85,986	89,667
66 Eating and drinking places	9,808	10,145	10,408	11,278	11,280	10,743	5,105	9,494	10,020	10,071
67 Hotel and lodging places	51,762	53,535	53,208	54,451	55,560	56,105	51,241	56,017	60,270	62,503
68 Travel arrangement services	1,127	1,274	1,365	1,510	1,645	1,587	644	829	1,557	1,813
69 Transportation services	10,217	10,480	12,249	13,049	14,875	15,723	5,952	11,297	13,889	15,067
70 National defense and public administration	121,607	120,880	121,063	119,062	116,253	118,328	123,466	127,233	127,863	123,784
71 National defense and coast guard	112,823	112,343	112,433	110,267	106,839	108,812	113,507	117,302	117,755	112,997
72 Federal public administration	6,478	6,221	6,315	6,689	6,808	6,831	7,246	7,265	6,924	7,385
73 State and local public administration	2,304	2,312	2,311	2,106	2,605	2,684	2,716	2,672	3,156	3,386

1. Consists solely of offshore wind-generated energy.

2. Consists of government and commercial vessels built in shipyards. Vessels include, but not limited to, naval surface combatants, cargo ships, barges, oil drilling platforms, passenger ships, tugboats, research vessels, submarines, and fishing vessels.

3. Consists of government and commercial vessels not built in shipyards. Vessels include, but not limited to, commercial fishing boats, motorboats (inboard and outboard), inflatables, tour boats, sailboats, and underwater remote operated vehicles. Activity associated with the manufacture of boats and other water craft used for recreational purposes is included in tourism and recreation sector.

4. Consists of (but not limited to) hovercraft, personal watercrafts, pontoon boats, life rafts and associated expenses such as repair services, insurance, fuel, etc.

5. Consists of swimming, snorkeling, scuba diving, surfing, and related water activities.

Table 2. Marine Economy Value Added by Activity
[Millions of current dollars]

		2014	2015	2016	2017	2018	2019	2020	2021	2022	2023
1	Total marine economy	364,165	351,816	349,305	362,636	377,843	389,061	356,710	423,565	482,416	510,954
2	Living resources, marine	11,664	12,697	13,707	15,357	15,688	16,776	18,081	22,251	23,640	26,340
3	Commercial harvest, seafood markets, and processing	11,010	11,815	12,711	14,065	14,074	14,660	14,773	17,073	17,576	18,503
4	Commercial harvest and seafood markets	6,837	6,918	7,882	8,607	8,620	8,863	8,387	10,525	10,567	10,770
5	Seafood processing	4,173	4,897	4,829	5,458	5,455	5,797	6,387	6,548	7,009	7,733
6	Fish-based animal foods	60	62	65	47	49	46	53	44	46	66
7	Pharmaceuticals, marine-based	595	821	931	1,245	1,565	2,071	3,255	5,134	6,018	7,771
8	Construction, coastal and marine	3,312	3,634	4,399	4,694	4,532	5,755	5,708	5,116	5,829	6,823
9	Conservation	2,047	2,352	3,083	3,477	3,098	3,430	3,539	2,962	3,470	4,438
10	Dredging	161	178	242	217	266	672	623	638	613	518
11	Recreation facilities	1,024	1,014	979	882	1,050	1,538	1,409	1,397	1,611	1,713
12	Wind farms	81	90	95	118	117	114	137	120	134	154
13	Research and education, marine	5,704	6,030	6,071	6,173	6,406	6,825	7,756	8,573	9,185	10,319
14	Scientific research	3,285	3,425	3,499	3,558	3,871	4,164	5,146	6,120	6,408	7,172
15	National defense research and development (R&D)	105	106	99	103	140	146	158	173	194	217
16	Federal nondefense R&D	1,024	1,117	1,188	1,216	1,277	1,432	2,010	2,880	3,024	3,475
17	State and local R&D	1,291	1,362	1,362	1,409	1,444	1,512	1,639	1,768	1,798	1,926
18	Nonacademic R&D	866	840	850	830	1,010	1,074	1,339	1,300	1,392	1,554
19	Educational programs and courses	2,240	2,412	2,369	2,416	2,337	2,534	2,499	2,348	2,663	3,026
20	Vocational training	136	144	152	146	151	77	65	62	69	73
21	Laboratories	43	49	51	53	48	50	46	44	45	48
22	Transportation and warehousing, marine	24,913	25,837	24,716	25,537	28,067	27,543	23,238	29,942	37,529	39,882
23	Freight transportation	16,966	17,428	16,485	17,022	18,457	17,789	17,492	23,830	25,491	25,906
24	Passenger transportation	6,508	6,910	6,479	6,491	7,457	7,566	3,570	3,246	8,594	10,415
25	Warehousing and storage	1,438	1,498	1,753	2,023	2,153	2,189	2,177	2,866	3,444	3,561
26	Professional and technical services, marine	3,665	4,119	5,268	4,941	4,982	4,967	5,015	4,760	5,425	6,054
27	Minerals, offshore	75,028	49,866	40,763	44,571	47,493	46,032	32,303	48,681	63,805	62,964
28	Oil and gas	73,217	48,153	39,055	42,420	45,303	43,995	30,358	46,419	61,210	60,061
29	Sand and gravel	1,359	1,236	1,255	1,674	1,707	1,554	1,519	1,802	2,133	2,437
30	Support services	452	477	453	477	483	484	426	460	462	466
31	Utilities, coastal	8,895	9,631	9,756	9,964	10,251	10,232	10,117	13,096	13,124	11,900
32	Traditional power generation	8,895	9,631	9,755	9,961	10,248	10,229	10,114	13,091	13,118	11,896
33	Alternative power generation ¹	0	3	3	3	3	4	6	4
34	Ship and boat building, nonrecreational	6,639	8,401	8,162	8,231	8,532	9,303	10,053	11,479	12,178	12,015
35	Ship building ²	5,440	7,052	6,938	7,065	7,403	8,214	9,229	10,340	10,771	10,702
36	Barges and other nonpropelled ships	120	96	105	76	56	63	75	76	80	77
37	Military ships	5,002	6,605	6,444	6,709	7,073	7,904	8,924	10,010	10,426	10,360
38	Other ships	318	351	388	281	275	247	230	254	266	265
39	Boat building ³	1,198	1,349	1,224	1,165	1,129	1,089	824	1,139	1,407	1,313
40	Fishing boats	73	66	56	30	29	26	24	27	28	28
41	Tugboats and towboats	226	269	318	253	247	224	207	228	240	239
42	Outboard motorboats	48	74	27	87	91	69	21	52	81	52
43	Inboard motorboats	308	342	248	262	261	298	212	330	481	476
44	Other boats	543	598	575	533	502	472	360	502	578	518
45	Tourism and recreation, coastal and offshore	107,906	113,873	117,333	124,107	132,094	137,456	111,286	138,135	161,825	178,995
46	Guided tours	7,663	7,306	6,795	8,074	8,914	8,701	8,415	10,157	12,401	14,397
47	Water guided tours	4,431	4,043	3,502	5,170	5,747	5,527	6,283	7,442	8,772	10,258
48	Other scenic tours	3,232	3,263	3,294	2,904	3,167	3,174	2,131	2,715	3,629	4,139
49	Recreational fishing, offshore	1,428	1,708	2,425	3,033	3,001	3,059	3,137	3,727	3,638	3,834
50	Boating and paddling, offshore	15,942	16,414	15,967	15,977	16,718	17,955	15,843	18,434	21,545	23,261
51	Sailing	1,180	1,229	1,307	1,274	1,313	1,490	1,094	1,323	1,614	1,776
52	Motorboating	8,294	8,798	9,002	8,656	8,693	9,620	9,304	9,784	10,948	12,291
53	Canoeing	45	45	49	25	22	27	40	53	44	50
54	Kayaking	196	183	170	111	112	116	134	149	133	158
55	Other boating and paddling ⁴	6,226	6,159	5,439	5,911	6,578	6,701	5,270	7,125	8,807	8,987
56	Other water activities ⁵	2,467	2,606	2,476	2,242	2,437	2,941	4,111	4,682	3,646	3,854
57	Other coastal recreation	12,980	13,767	14,098	14,491	15,105	15,490	14,126	16,696	18,161	19,697
58	Maritime museums and cultural institutions	1,330	1,170	1,344	1,376	1,455	1,462	1,674	1,390	1,336	1,675
59	Beachgoing	119	124	127	126	120	135	131	163	175	164
60	Amusement parks	1,439	1,569	1,708	1,938	2,152	2,216	1,480	2,404	2,891	3,171
61	Hiking and camping	780	874	827	808	797	895	1,259	1,366	1,508	1,737
62	RVing	2,975	3,101	3,085	2,866	3,203	3,309	3,140	3,628	3,707	3,987
63	Photography	130	185	132	117	103	121	118	133	132	139
64	Other general expenses	6,207	6,744	6,875	7,261	7,274	7,352	6,324	7,611	8,412	8,825
65	Trips and travel, coastal	67,427	72,073	75,571	80,289	85,920	89,310	65,654	84,439	102,434	113,952
66	Eating and drinking places	8,666	9,457	10,114	11,278	11,636	11,463	5,778	11,259	12,848	14,404
67	Hotel and lodging places	47,332	50,532	51,818	54,451	57,570	60,091	53,800	60,853	70,936	78,433
68	Travel arrangement services	1,126	1,283	1,376	1,510	1,649	1,648	614	794	1,599	2,090
69	Transportation services	10,304	10,801	12,264	13,049	15,065	16,108	5,463	11,532	17,051	19,025
70	National defense and public administration	116,439	117,727	119,131	119,062	119,797	124,171	133,154	141,531	149,876	155,661
71	National defense and coast guard	108,052	109,451	110,675	110,267	110,056	114,083	122,352	130,467	138,073	142,431
72	Federal public administration	6,122	5,973	6,155	6,689	7,063	7,243	7,762	7,984	7,815	8,898
73	State and local public administration	2,266	2,304	2,302	2,106	2,677	2,845	3,040	3,080	3,988	4,331

1. Consists solely of offshore wind-generated energy.

2. Consists of government and commercial vessels built in shipyards. Vessels include, but not limited to, naval surface combatants, cargo ships, barges, oil drilling platforms, passenger ships, tugboats, research vessels, submarines, and fishing vessels.

3. Consists of government and commercial vessels not built in shipyards. Vessels include, but not limited to, commercial fishing boats, motorboats (inboard and outboard), inflatables, tour boats, sailboats, and underwater remote operated vehicles. Activity associated with the manufacture of boats and other water craft used for recreational purposes is included in tourism and recreation sector.

4. Consists of (but not limited to) hovercraft, personal watercrafts, pontoon boats, life rafts and associated expenses such as repair services, insurance, fuel, etc.

5. Consists of swimming, snorkeling, scuba diving, surfing, and related water activities.

Table 3. Marine Economy Value Added by Activity as a Percentage of Gross Domestic Product

	2014	2015	2016	2017	2018	2019	2020	2021	2022	2023
1	Total marine economy									
2	Living resources, marine	2.1	1.9	1.9	1.8	1.8	1.8	1.7	1.8	1.8
3	Commercial harvest, seafood markets, and processing	0.1	0.1	0.1	0.1	0.1	0.1	0.1	0.1	0.1
4	Commercial harvest and seafood markets	0.1	0.1	0.1	0.1	0.1	0.1	0.1	0.1	0.1
5	Seafood processing	0.0	0.0	0.0	0.0	0.0	0.0	0.0	0.0	0.0
6	Fish-based animal foods	0.0	0.0	0.0	0.0	0.0	0.0	0.0	0.0	0.0
7	Pharmaceuticals, marine-based	0.0	0.0	0.0	0.0	0.0	0.0	0.0	0.0	0.0
8	Construction, coastal and marine	0.0	0.0	0.0	0.0	0.0	0.0	0.0	0.0	0.0
9	Conservation	0.0	0.0	0.0	0.0	0.0	0.0	0.0	0.0	0.0
10	Dredging	0.0	0.0	0.0	0.0	0.0	0.0	0.0	0.0	0.0
11	Recreation facilities	0.0	0.0	0.0	0.0	0.0	0.0	0.0	0.0	0.0
12	Wind farms	0.0	0.0	0.0	0.0	0.0	0.0	0.0	0.0	0.0
13	Research and education, marine	0.0	0.0	0.0	0.0	0.0	0.0	0.0	0.0	0.0
14	Scientific research	0.0	0.0	0.0	0.0	0.0	0.0	0.0	0.0	0.0
15	National defense research and development (R&D)	0.0	0.0	0.0	0.0	0.0	0.0	0.0	0.0	0.0
16	Federal nondefense R&D	0.0	0.0	0.0	0.0	0.0	0.0	0.0	0.0	0.0
17	State and local R&D	0.0	0.0	0.0	0.0	0.0	0.0	0.0	0.0	0.0
18	Nonacademic R&D	0.0	0.0	0.0	0.0	0.0	0.0	0.0	0.0	0.0
19	Educational programs and courses	0.0	0.0	0.0	0.0	0.0	0.0	0.0	0.0	0.0
20	Vocational training	0.0	0.0	0.0	0.0	0.0	0.0	0.0	0.0	0.0
21	Laboratories	0.0	0.0	0.0	0.0	0.0	0.0	0.0	0.0	0.0
22	Transportation and warehousing, marine	0.1	0.1	0.1	0.1	0.1	0.1	0.1	0.1	0.1
23	Freight transportation	0.1	0.1	0.1	0.1	0.1	0.1	0.1	0.1	0.1
24	Passenger transportation	0.0	0.0	0.0	0.0	0.0	0.0	0.0	0.0	0.0
25	Warehousing and storage	0.0	0.0	0.0	0.0	0.0	0.0	0.0	0.0	0.0
26	Professional and technical services, marine	0.0	0.0	0.0	0.0	0.0	0.0	0.0	0.0	0.0
27	Minerals, offshore	0.4	0.3	0.2	0.2	0.2	0.2	0.2	0.2	0.2
28	Oil and gas	0.4	0.3	0.2	0.2	0.2	0.2	0.1	0.2	0.2
29	Sand and gravel	0.0	0.0	0.0	0.0	0.0	0.0	0.0	0.0	0.0
30	Support services	0.0	0.0	0.0	0.0	0.0	0.0	0.0	0.0	0.0
31	Utilities, coastal	0.1	0.1	0.1	0.1	0.0	0.0	0.0	0.1	0.0
32	Traditional power generation	0.1	0.1	0.1	0.1	0.0	0.0	0.0	0.1	0.0
33	Alternative power generation ¹	0.0	0.0	0.0	0.0	0.0	0.0	0.0
34	Ship and boat building, nonrecreational	0.0	0.0	0.0	0.0	0.0	0.0	0.0	0.0	0.0
35	Ship building ²	0.0	0.0	0.0	0.0	0.0	0.0	0.0	0.0	0.0
36	Barges and other nonpropelled ships	0.0	0.0	0.0	0.0	0.0	0.0	0.0	0.0	0.0
37	Military ships	0.0	0.0	0.0	0.0	0.0	0.0	0.0	0.0	0.0
38	Other ships	0.0	0.0	0.0	0.0	0.0	0.0	0.0	0.0	0.0
39	Boat building ³	0.0	0.0	0.0	0.0	0.0	0.0	0.0	0.0	0.0
40	Fishing boats	0.0	0.0	0.0	0.0	0.0	0.0	0.0	0.0	0.0
41	Tugboats and towboats	0.0	0.0	0.0	0.0	0.0	0.0	0.0	0.0	0.0
42	Outboard motorboats	0.0	0.0	0.0	0.0	0.0	0.0	0.0	0.0	0.0
43	Inboard motorboats	0.0	0.0	0.0	0.0	0.0	0.0	0.0	0.0	0.0
44	Other boats	0.0	0.0	0.0	0.0	0.0	0.0	0.0	0.0	0.0
45	Tourism and recreation, coastal and offshore	0.6	0.6	0.6	0.6	0.6	0.6	0.5	0.6	0.6
46	Guided tours	0.0	0.0	0.0	0.0	0.0	0.0	0.0	0.0	0.1
47	Water guided tours	0.0	0.0	0.0	0.0	0.0	0.0	0.0	0.0	0.0
48	Other scenic tours	0.0	0.0	0.0	0.0	0.0	0.0	0.0	0.0	0.0
49	Recreational fishing, offshore	0.0	0.0	0.0	0.0	0.0	0.0	0.0	0.0	0.0
50	Boating and paddling, offshore	0.1	0.1	0.1	0.1	0.1	0.1	0.1	0.1	0.1
51	Sailing	0.0	0.0	0.0	0.0	0.0	0.0	0.0	0.0	0.0
52	Motorboating	0.0	0.0	0.0	0.0	0.0	0.0	0.0	0.0	0.0
53	Canoeing	0.0	0.0	0.0	0.0	0.0	0.0	0.0	0.0	0.0
54	Kayaking	0.0	0.0	0.0	0.0	0.0	0.0	0.0	0.0	0.0
55	Other boating and paddling ⁴	0.0	0.0	0.0	0.0	0.0	0.0	0.0	0.0	0.0
56	Other water activities ⁵	0.0	0.0	0.0	0.0	0.0	0.0	0.0	0.0	0.0
57	Other coastal recreation	0.1	0.1	0.1	0.1	0.1	0.1	0.1	0.1	0.1
58	Maritime museums and cultural institutions	0.0	0.0	0.0	0.0	0.0	0.0	0.0	0.0	0.0
59	Beachgoing	0.0	0.0	0.0	0.0	0.0	0.0	0.0	0.0	0.0
60	Amusement parks	0.0	0.0	0.0	0.0	0.0	0.0	0.0	0.0	0.0
61	Hiking and camping	0.0	0.0	0.0	0.0	0.0	0.0	0.0	0.0	0.0
62	RVing	0.0	0.0	0.0	0.0	0.0	0.0	0.0	0.0	0.0
63	Photography	0.0	0.0	0.0	0.0	0.0	0.0	0.0	0.0	0.0
64	Other general expenses	0.0	0.0	0.0	0.0	0.0	0.0	0.0	0.0	0.0
65	Trips and travel, coastal	0.4	0.4	0.4	0.4	0.4	0.4	0.3	0.4	0.4
66	Eating and drinking places	0.0	0.1	0.1	0.1	0.1	0.1	0.0	0.0	0.1
67	Hotel and lodging places	0.3	0.3	0.3	0.3	0.3	0.3	0.3	0.3	0.3
68	Travel arrangement services	0.0	0.0	0.0	0.0	0.0	0.0	0.0	0.0	0.0
69	Transportation services	0.1	0.1	0.1	0.1	0.1	0.1	0.0	0.0	0.1
70	National defense and public administration	0.7	0.6	0.6	0.6	0.6	0.6	0.6	0.6	0.6
71	National defense and coast guard	0.6	0.6	0.6	0.6	0.5	0.5	0.6	0.6	0.5
72	Federal public administration	0.0	0.0	0.0	0.0	0.0	0.0	0.0	0.0	0.0
73	State and local public administration	0.0	0.0	0.0	0.0	0.0	0.0	0.0	0.0	0.0

1. Consists solely of offshore wind-generated energy.

2. Consists of government and commercial vessels built in shipyards. Vessels include, but not limited to, naval surface combatants, cargo ships, barges, oil drilling platforms, passenger ships, tugboats, research vessels, submarines, and fishing vessels.

3. Consists of government and commercial vessels not built in shipyards. Vessels include, but not limited to, commercial fishing boats, motorboats (inboard and outboard), inflatables, tour boats, sailboats, and underwater remote operated vehicles. Activity associated with the manufacture of boats and other water craft used for recreational purposes is included in tourism and recreation sector.

4. Consists of (but not limited to) hovercraft, personal watercrafts, pontoon boats, life rafts and associated expenses such as repair services, insurance, fuel, etc.

5. Consists of swimming, snorkeling, scuba diving, surfing, and related water activities.

Table 4. Marine Economy Value Added by Activity as a Percentage of Total Marine Economy Value Added

	2014	2015	2016	2017	2018	2019	2020	2021	2022	2023
1	Total marine economy									
2	Living resources, marine	3.2	3.6	3.9	4.2	4.2	4.3	5.1	5.3	4.9
3	Commercial harvest, seafood markets, and processing	3.0	3.4	3.6	3.9	3.7	3.8	4.1	4.0	3.6
4	Commercial harvest and seafood markets	1.9	2.0	2.3	2.4	2.3	2.3	2.4	2.5	2.2
5	Seafood processing	1.1	1.4	1.4	1.5	1.4	1.5	1.8	1.5	1.5
6	Fish-based animal foods	0.0	0.0	0.0	0.0	0.0	0.0	0.0	0.0	0.0
7	Pharmaceuticals, marine-based	0.2	0.2	0.3	0.3	0.4	0.5	0.9	1.2	1.2
8	Construction, coastal and marine	0.9	1.0	1.3	1.3	1.2	1.5	1.6	1.2	1.2
9	Conservation	0.6	0.7	0.9	1.0	0.8	0.9	1.0	0.7	0.7
10	Dredging	0.0	0.1	0.1	0.1	0.1	0.2	0.2	0.2	0.1
11	Recreation facilities	0.3	0.3	0.3	0.2	0.3	0.4	0.4	0.3	0.3
12	Wind farms	0.0	0.0	0.0	0.0	0.0	0.0	0.0	0.0	0.0
13	Research and education, marine	1.6	1.7	1.7	1.7	1.7	1.8	2.2	2.0	1.9
14	Scientific research	0.9	1.0	1.0	1.0	1.0	1.1	1.4	1.4	1.3
15	National defense research and development (R&D)	0.0	0.0	0.0	0.0	0.0	0.0	0.0	0.0	0.0
16	Federal nondefense R&D	0.3	0.3	0.3	0.3	0.3	0.4	0.6	0.7	0.6
17	State and local R&D	0.4	0.4	0.4	0.4	0.4	0.4	0.5	0.4	0.4
18	Nonacademic R&D	0.2	0.2	0.2	0.2	0.3	0.3	0.4	0.3	0.3
19	Educational programs and courses	0.6	0.7	0.7	0.7	0.6	0.7	0.7	0.6	0.6
20	Vocational training	0.0	0.0	0.0	0.0	0.0	0.0	0.0	0.0	0.0
21	Laboratories	0.0	0.0	0.0	0.0	0.0	0.0	0.0	0.0	0.0
22	Transportation and warehousing, marine	6.8	7.3	7.1	7.0	7.4	7.1	6.5	7.1	7.8
23	Freight transportation	4.7	5.0	4.7	4.7	4.9	4.6	4.9	5.6	5.3
24	Passenger transportation	1.8	2.0	1.9	1.8	2.0	1.9	1.0	0.8	1.8
25	Warehousing and storage	0.4	0.4	0.5	0.6	0.6	0.6	0.6	0.7	0.7
26	Professional and technical services, marine	1.0	1.2	1.5	1.4	1.3	1.3	1.4	1.1	1.1
27	Minerals, offshore	20.6	14.2	11.7	12.3	12.6	11.8	9.1	11.5	13.2
28	Oil and gas	20.1	13.7	11.2	11.7	12.0	11.3	8.5	11.0	12.7
29	Sand and gravel	0.4	0.4	0.4	0.5	0.5	0.4	0.4	0.4	0.5
30	Support services	0.1	0.1	0.1	0.1	0.1	0.1	0.1	0.1	0.1
31	Utilities, coastal	2.4	2.7	2.8	2.7	2.7	2.6	2.8	3.1	2.7
32	Traditional power generation	2.4	2.7	2.8	2.7	2.7	2.6	2.8	3.1	2.7
33	Alternative power generation ¹	0.0	0.0	0.0	0.0	0.0	0.0	0.0
34	Ship and boat building, nonrecreational	1.8	2.4	2.3	2.3	2.3	2.4	2.8	2.7	2.5
35	Ship building ²	1.5	2.0	2.0	1.9	2.0	2.1	2.6	2.4	2.2
36	Barges and other nonpropelled ships	0.0	0.0	0.0	0.0	0.0	0.0	0.0	0.0	0.0
37	Military ships	1.4	1.9	1.8	1.9	1.9	2.0	2.5	2.4	2.2
38	Other ships	0.1	0.1	0.1	0.1	0.1	0.1	0.1	0.1	0.1
39	Boat building ³	0.3	0.4	0.4	0.3	0.3	0.3	0.2	0.3	0.3
40	Fishing boats	0.0	0.0	0.0	0.0	0.0	0.0	0.0	0.0	0.0
41	Tugboats and towboats	0.1	0.1	0.1	0.1	0.1	0.1	0.1	0.1	0.0
42	Outboard motorboats	0.0	0.0	0.0	0.0	0.0	0.0	0.0	0.0	0.0
43	Inboard motorboats	0.1	0.1	0.1	0.1	0.1	0.1	0.1	0.1	0.1
44	Other boats	0.1	0.2	0.2	0.1	0.1	0.1	0.1	0.1	0.1
45	Tourism and recreation, coastal and offshore	29.6	32.4	33.6	34.2	35.0	35.3	31.2	32.6	33.5
46	Guided tours	2.1	2.1	1.9	2.2	2.4	2.2	2.4	2.4	2.6
47	Water guided tours	1.2	1.1	1.0	1.4	1.5	1.4	1.8	1.8	1.8
48	Other scenic tours	0.9	0.9	0.9	0.8	0.8	0.8	0.6	0.6	0.8
49	Recreational fishing, offshore	0.4	0.5	0.7	0.8	0.8	0.8	0.9	0.9	0.8
50	Boating and paddling, offshore	4.4	4.7	4.6	4.4	4.4	4.6	4.4	4.4	4.5
51	Sailing	0.3	0.3	0.4	0.4	0.3	0.4	0.3	0.3	0.3
52	Motorboating	2.3	2.5	2.6	2.4	2.3	2.5	2.6	2.3	2.4
53	Canoeing	0.0	0.0	0.0	0.0	0.0	0.0	0.0	0.0	0.0
54	Kayaking	0.1	0.1	0.0	0.0	0.0	0.0	0.0	0.0	0.0
55	Other boating and paddling ⁴	1.7	1.8	1.6	1.6	1.7	1.7	1.5	1.7	1.8
56	Other water activities ⁵	0.7	0.7	0.7	0.6	0.6	0.8	1.2	1.1	0.8
57	Other coastal recreation	3.6	3.9	4.0	4.0	4.0	4.0	4.0	3.9	3.8
58	Maritime museums and cultural institutions	0.4	0.3	0.4	0.4	0.4	0.4	0.5	0.3	0.3
59	Beachgoing	0.0	0.0	0.0	0.0	0.0	0.0	0.0	0.0	0.0
60	Amusement parks	0.4	0.4	0.5	0.5	0.6	0.6	0.4	0.6	0.6
61	Hiking and camping	0.2	0.2	0.2	0.2	0.2	0.2	0.4	0.3	0.3
62	RVing	0.8	0.9	0.9	0.8	0.8	0.9	0.9	0.9	0.8
63	Photography	0.0	0.1	0.0	0.0	0.0	0.0	0.0	0.0	0.0
64	Other general expenses	1.7	1.9	2.0	2.0	1.9	1.9	1.8	1.8	1.7
65	Trips and travel, coastal	18.5	20.5	21.6	22.1	22.7	23.0	18.4	19.9	21.2
66	Eating and drinking places	2.4	2.7	2.9	3.1	3.1	2.9	1.6	2.7	2.7
67	Hotel and lodging places	13.0	14.4	14.8	15.0	15.2	15.4	15.1	14.4	14.7
68	Travel arrangement services	0.3	0.4	0.4	0.4	0.4	0.4	0.2	0.2	0.3
69	Transportation services	2.8	3.1	3.5	3.6	4.0	4.1	1.5	2.7	3.5
70	National defense and public administration	32.0	33.5	34.1	32.8	31.7	31.9	37.3	33.4	31.1
71	National defense and coast guard	29.7	31.1	31.7	30.4	29.1	29.3	34.3	30.8	28.6
72	Federal public administration	1.7	1.7	1.8	1.8	1.9	1.9	2.2	1.9	1.6
73	State and local public administration	0.6	0.7	0.7	0.6	0.7	0.7	0.9	0.7	0.8

1. Consists solely of offshore wind-generated energy.

2. Consists of government and commercial vessels built in shipyards. Vessels include, but not limited to, naval surface combatants, cargo ships, barges, oil drilling platforms, passenger ships, tugboats, research vessels, submarines, and fishing vessels.

3. Consists of government and commercial vessels not built in shipyards. Vessels include, but not limited to, commercial fishing boats, motorboats (inboard and outboard), inflatables, tour boats, sailboats, and underwater remote operated vehicles. Activity associated with the manufacture of boats and other water craft used for recreational purposes is included in tourism and recreation sector.

4. Consists of (but not limited to) hovercraft, personal watercrafts, pontoon boats, life rafts and associated expenses such as repair services, insurance, fuel, etc.

5. Consists of swimming, snorkeling, scuba diving, surfing, and related water activities.

Table 5. Real Marine Economy Value Added by Industry

[Millions of chained (2017) dollars]

		2014	2015	2016	2017	2018	2019	2020	2021	2022	2023
1	All industries	359,673	362,003	359,779	362,636	363,398	368,836	349,448	385,095	395,624	407,116
2	Private industries	231,136	233,795	230,760	235,306	239,170	242,622	217,055	247,847	257,356	272,637
3	Agriculture, forestry, fishing, and hunting	4,219	4,488	4,748	4,781	4,922	5,047	4,632	4,379	4,619	4,833
4	Farms	423	426	455	391	458	439	498	499	602	555
5	Forestry, fishing, and related activities	3,794	4,063	4,295	4,390	4,466	4,608	4,140	3,890	4,043	4,299
6	Mining	43,502	41,371	37,244	35,437	33,914	35,981	34,747	40,921	38,704	45,102
7	Oil and gas extraction	24,464	26,055	28,037	25,410	21,884	23,021	23,444	27,508	24,803	28,101
8	Mining, except oil and gas	608	626	745	813	791	761	881	966	1,023	1,056
9	Support activities for mining	18,184	13,887	8,617	9,215	11,727	12,794	10,982	14,258	16,917	22,495
10	Utilities	6,855	8,199	9,387	9,381	8,399	7,878	8,490	7,695	7,637	8,976
11	Construction	3,197	3,430	4,140	4,315	4,061	4,999	4,852	4,186	4,285	4,668
12	Manufacturing	19,753	20,757	19,054	20,543	22,080	23,039	23,459	27,600	28,266	29,216
13	Durable goods	12,209	13,033	11,850	12,419	13,261	14,102	16,020	17,523	17,505	17,335
14	Wood products	4	5	5	4	4	4	4	5	4	5
15	Nonmetallic mineral products	31	31	31	25	29	26	29	34	34	32
16	Primary metals	2	2	2	1	1	1	1	0	1	1
17	Fabricated metal products	168	162	132	107	111	111	126	130	122	129
18	Machinery	3,468	2,670	1,733	1,859	1,979	2,035	2,213	1,981	1,737	1,958
19	Computer and electronic products	84	108	80	61	65	70	57	58	53	63
20	Electrical equipment, appliances, and components	181	150	125	205	274	207	187	195	209	183
21	Motor vehicles, bodies and trailers, and parts	291	271	269	60	222	270	285	360	594	666
22	Other transportation equipment	7,591	9,216	9,028	9,553	9,990	10,771	12,351	13,979	13,935	13,448
23	Furniture and related products	17	15	11	8	6	10	12	11	10	8
24	Miscellaneous manufacturing	381	401	437	537	576	590	746	739	732	746
25	Nondurable goods	7,519	7,707	7,191	8,124	8,814	8,949	7,387	10,077	10,715	11,728
26	Food and beverage and tobacco products	2,430	2,940	2,791	2,753	2,490	2,355	2,414	2,591	2,444	2,864
27	Textile mills and textile product mills	86	83	88	71	84	108	120	148	136	180
28	Apparel and leather and allied products	316	318	357	323	258	275	286	338	329	413
29	Paper products	1	1	1	2	1	1	18	17	18	16
30	Printing and related support activities	1	1	1	1	0	0	0	0	0	0
31	Petroleum and coal products	3,866	3,639	3,233	4,188	5,103	5,234	2,796	5,136	5,643	5,662
32	Chemical products	627	634	663	737	839	953	1,254	1,670	2,009	2,469
33	Plastics and rubber products	58	64	55	49	48	58	72	79	86	77
34	Wholesale trade	12,429	12,481	11,930	12,403	12,696	13,303	12,369	13,938	13,731	14,449
35	Retail trade	16,392	17,144	17,658	19,062	19,456	20,319	20,053	23,252	21,548	22,590
36	Motor vehicle and parts dealers	1,997	2,363	2,444	2,498	2,371	2,576	2,971	2,930	2,723	2,903
37	Food and beverage stores	2,074	2,029	2,052	2,267	2,148	2,214	2,487	2,717	2,458	2,255
38	General merchandise stores	2,492	2,707	2,724	2,950	3,033	3,003	3,137	3,570	3,071	2,823
39	Other retail	9,859	10,045	10,436	11,347	11,911	12,528	11,456	13,987	13,227	14,565
40	Transportation and warehousing	39,369	37,710	36,285	36,277	38,814	37,121	28,533	36,514	41,797	42,720
41	Air transportation	4,440	4,445	5,956	5,213	6,239	6,040	2,064	4,882	7,034	7,413
42	Rail transportation	555	511	370	446	496	426	253	289	431	464
43	Water transportation	17,882	15,091	12,383	12,501	13,480	12,654	10,581	13,457	14,722	14,552
44	Truck transportation	2,870	2,983	3,061	3,285	3,092	3,068	2,903	3,406	2,870	2,818
45	Transit and ground passenger transportation	991	960	1,089	1,131	1,223	1,531	989	1,141	1,582	1,862
46	Pipeline transportation	2,118	2,590	2,670	2,613	2,524	1,970	1,608	1,680	1,700	1,742
47	Other transportation and support activities	9,868	10,214	9,462	9,643	10,296	9,916	8,475	10,059	12,622	13,510
48	Warehousing and storage	1,009	1,040	1,279	1,445	1,480	1,545	1,561	1,942	1,913	1,706
49	Information	259	253	250	244	289	330	300	316	348	407
50	Publishing industries, except internet (includes software)	80	93	115	128	153	150	106	120	125	147
51	Motion picture and sound recording industries	7	6	6	5	5	6	4	4	5	4
52	Broadcasting and telecommunications	126	99	60	35	35	45	42	37	41	37
53	Data processing, internet publishing, and other information services	58	62	70	76	96	130	151	158	183	225
54	Finance, insurance, real estate, rental, and leasing	41,821	42,651	44,360	44,523	45,799	46,659	46,434	47,274	49,985	50,800
55	Finance and insurance	3,991	4,504	5,624	5,206	5,175	5,283	4,957	4,577	4,885	4,935
56	Federal Reserve banks, credit intermediation, and related activities	111	97	89	78	81	92	94	123	125	117
57	Securities, commodity contracts, and investments	0	0	0	2	0	0	0	0	0	0
58	Insurance carriers and related activities	3,882	4,409	5,535	5,125	5,095	5,189	4,860	4,454	4,759	4,816
59	Funds, trusts, and other financial vehicles	0	0	0	0	0	0	0	0	0	0
60	Real estate and rental and leasing	37,892	38,182	38,727	39,317	40,621	41,373	41,470	42,689	45,090	45,856
61	Real estate	37,288	37,063	37,170	37,720	38,813	39,079	39,857	41,436	43,755	44,263
62	Housing	37,283	37,056	37,162	37,711	38,804	39,070	39,847	41,426	43,745	44,254
63	Other real estate	5	7	8	9	9	9	10	11	9	9
64	Rental and leasing services and lessors of intangible assets	787	1,169	1,557	1,597	1,809	2,316	1,532	1,144	1,219	1,446
65	Professional and business services	4,999	5,024	5,124	5,482	5,855	5,578	2,954	3,649	5,721	6,273
66	Professional, scientific, and technical services	1,755	1,708	1,697	1,658	1,765	1,775	1,840	1,846	1,937	2,027
67	Legal services	480	485	494	485	486	489	451	471	505	509
68	Computer systems design and related services	14	15	11	20	18	20	20	20	27	28
69	Miscellaneous professional, scientific, and technical services	1,260	1,208	1,192	1,153	1,260	1,266	1,369	1,354	1,404	1,492
70	Management of companies and enterprises	6	7	13	10	11	14	13	11	10	11
71	Administrative and waste management services	3,238	3,309	3,414	3,814	4,079	3,789	1,071	1,787	3,827	4,292
72	Administrative and support services	3,238	3,304	3,409	3,811	4,074	3,782	1,065	1,787	3,837	4,294
73	Waste management and remediation services	2	5	6	4	5	10	18	3	1	1
74	Educational services, health care, and social assistance	2,074	2,126	2,064	2,055	1,997	2,041	1,894	1,824	2,014	2,197
75	Educational services	1,979	2,033	1,974	1,961	1,899	1,939	1,809	1,703	1,892	2,057
76	Health care and social assistance	95	94	90	95	98	102	85	121	122	140
77	Ambulatory health care services	18	18	22	21	23	25	30	41	44	55
78	Hospitals	65	63	55	59	59	63	45	66	65	70
79	Nursing and residential care facilities	9	10	11	13	14	13	8	12	12	13
80	Social assistance	3	3	2	1	1	1	2	3	3	3
81	Arts, entertainment, recreation, accommodation, and food services	34,007	35,890	35,941	38,043	38,429	38,042	26,371	35,590	38,452	40,187
82	Arts, entertainment, and recreation	8,810	8,303	8,576	8,791	9,014	8,744	7,986	9,396	10,184	10,162
83	Performing arts, spectator sports, museums, and related activities	1,386	1,190	1,329	1,343	1,423	1,409	1,484	1,227	1,128	1,317
84	Amusements, gambling, and recreation industries	7,425	7,110	7,247	7,448	7,592	7,338	6,519	8,145	9,016	8,820
85	Accommodation and food services	25,172	27,591	27,361	29,252	29,415	29,298	18,234	26,158	28,227	29,989
86	Accommodation	16,064	18,117	17,625	18,399	18,500	18,854	13,200	16,780	18,306	20,121
87	Food services and drinking places	9,116	9,465	9,734	10,852	10,915	10,437	5,193	9,210	9,763	9,774
88	Other services, except government	2,750	2,743	2,770	2,759	2,647	2,560	2,504	2,718	2,646	2,450
89	Government	128,598	128,199	128,991	127,330	124,205	126,191	131,856	137,083	138,035	133,897
90	Federal	121,067	120,484	120,756	118,861	115,601	117,627	123,479	128,007	127,884	123,843
91	General government	120,407	119,759	119,992	118,116	114,799	116,994	122,673	127,309	127,218	123,251
92	National defense	110,478	110,091	110,121	107,825	104,400	106,398	111,188	115,007	115,283	110,470
93	Nondefense	9,927	9,663	9,868	10,291	10,398	10,595	11,485	12,308	11,932	12,820
94	Government enterprises	676	730	763	745	799	653	809	731	710	647
95	State and local	7,525	7,714	8,235	8,470	8,606	8,564	8,373	9,079	10,232	10,162
96	General government	4,991	5,196	5,331	5,470	5,409	5,419	5,378	5,374	5,655	5,757
97	Government enterprises	2,538	2,509	2,904	3,000	3,198	3,145	2,991	3,737	4,667	4,463

Note. Chained (2017) dollar series are calculated as the product of the chain-type quantity index and the 2017 current-dollar value of the corresponding series, divided by 100. Because the formula for the chain-type quantity indexes uses weights of more than one period, the corresponding chained-dollar estimates are usually not additive.

Table 6. Marine Economy Value Added by Industry

[Millions of current dollars]

		2014	2015	2016	2017	2018	2019	2020	2021	2022	2023
1	All industries	364,165	351,816	349,305	362,636	377,843	389,061	356,710	423,565	482,416	510,954
2	Private industries	241,183	226,916	222,361	235,306	249,840	256,562	214,686	271,224	321,387	344,495
3	Agriculture, forestry, fishing, and hunting	4,302	4,069	4,607	4,781	5,153	5,255	4,601	5,840	6,035	6,120
4	Farms	458	440	427	391	450	433	472	500	691	680
5	Forestry, fishing, and related activities	3,844	3,629	4,180	4,390	4,703	4,822	4,130	5,340	5,344	5,439
6	Mining	64,627	39,936	31,597	35,437	38,506	37,412	24,221	39,952	54,635	53,003
7	Oil and gas extraction	44,218	24,203	22,250	25,410	27,480	25,101	15,078	32,613	45,155	39,511
8	Mining, except oil and gas	705	570	616	813	840	777	830	997	1,168	1,385
9	Support activities for mining	19,705	15,163	8,730	9,215	10,187	11,534	8,313	6,342	8,311	12,106
10	Utilities	8,586	9,135	9,194	9,381	9,509	9,527	9,341	11,969	12,055	11,193
11	Construction	3,003	3,329	4,043	4,315	4,180	5,369	5,302	4,743	5,386	6,331
12	Manufacturing	19,988	21,281	18,814	20,543	22,548	23,721	23,056	27,840	31,094	33,237
13	Durable goods	12,020	13,221	12,057	12,419	13,094	14,188	16,340	17,490	17,910	19,028
14	Wood products	4	4	5	4	4	4	4	6	6	8
15	Nonmetallic mineral products	28	29	30	25	30	29	33	41	45	47
16	Primary metals	2	2	2	1	1	1	1	1	1	1
17	Fabricated metal products	154	157	133	107	111	116	137	134	136	165
18	Machinery	3,370	2,724	1,783	1,859	1,935	2,030	2,243	1,800	1,684	2,344
19	Computer and electronic products	91	114	80	61	65	73	59	62	61	79
20	Electrical equipment, appliances, and components	172	150	127	205	270	208	194	193	207	238
21	Motor vehicles, bodies and trailers, and parts	272	265	269	60	227	286	297	389	691	762
22	Other transportation equipment	7,530	9,341	9,165	9,553	9,881	10,791	12,574	14,049	14,200	14,400
23	Furniture and related products	14	14	11	8	6	11	14	12	13	12
24	Miscellaneous manufacturing	383	419	453	537	565	639	783	802	867	972
25	Nondurable goods	7,968	8,060	6,757	8,124	9,454	9,533	6,717	10,350	13,184	14,209
26	Food and beverage and tobacco products	2,202	2,682	2,539	2,753	2,749	2,920	3,041	3,249	3,332	3,831
27	Textile mills and textile product mills	83	83	89	71	83	108	123	151	147	208
28	Apparel and leather and allied products	302	312	352	323	262	279	285	324	326	420
29	Paper products	1	1	1	2	1	1	18	18	20	21
30	Printing and related support activities	1	1	1	1	0	0	0	0	0	1
31	Petroleum and coal products	4,850	4,376	3,086	4,188	5,456	5,166	1,809	4,703	7,004	6,786
32	Chemical products	476	545	633	737	856	999	1,361	1,825	2,260	2,842
33	Plastics and rubber products	52	59	55	49	47	60	78	79	94	99
34	Wholesale trade	11,551	11,948	11,758	12,403	12,621	13,331	12,199	14,720	16,468	17,998
35	Retail trade	15,804	16,912	17,753	19,062	19,469	20,834	21,475	26,456	27,331	29,548
36	Motor vehicle and parts dealers	2,105	2,412	2,506	2,498	2,442	2,784	3,188	3,111	3,450	3,623
37	Food and beverage stores	1,841	1,933	2,052	2,267	2,223	2,335	2,752	3,004	3,154	3,335
38	General merchandise stores	2,516	2,679	2,725	2,950	2,973	3,026	3,053	3,706	3,769	3,830
39	Other retail	9,342	9,889	10,470	11,347	11,832	12,689	12,483	16,634	16,957	18,760
40	Transportation and warehousing	34,120	35,858	36,032	36,277	39,696	39,397	28,480	38,270	49,785	54,691
41	Air transportation	4,295	4,564	6,107	5,213	6,211	6,504	1,874	3,975	7,247	8,699
42	Rail transportation	558	510	362	446	517	470	282	328	521	591
43	Water transportation	14,012	14,010	12,374	12,501	13,915	13,519	9,744	14,054	18,393	19,572
44	Truck transportation	2,687	2,926	3,034	3,285	3,309	3,380	3,225	4,123	4,358	4,247
45	Transit and ground passenger transportation	903	917	1,086	1,131	1,202	1,498	918	1,084	1,459	1,762
46	Pipeline transportation	2,006	2,487	2,679	2,613	2,503	2,083	1,817	1,946	2,014	2,211
47	Other transportation and support activities	8,708	9,443	9,151	9,643	10,486	10,353	9,034	10,647	13,286	15,008
48	Warehousing and storage	951	1,001	1,239	1,445	1,553	1,589	1,586	2,112	2,507	2,600
49	Information	252	247	244	244	282	320	307	325	341	386
50	Publishing industries, except internet (includes software)	81	94	115	128	150	150	114	130	130	142
51	Motion picture and sound recording industries	6	6	5	5	5	6	5	5	5	6
52	Broadcasting and telecommunications	105	83	53	35	35	39	42	39	38	37
53	Data processing, internet publishing, and other information services	61	64	71	76	91	124	145	151	168	200
54	Finance, insurance, real estate, rental, and leasing	38,972	40,671	43,291	44,523	46,959	49,368	50,561	53,049	58,958	64,703
55	Finance and insurance	3,966	4,509	5,675	5,206	5,152	5,420	5,397	5,128	5,911	6,775
56	Federal Reserve banks, credit intermediation, and related activities	103	91	87	78	89	103	104	127	134	129
57	Securities, commodity contracts, and investments	0	0	0	2	0	0	0	0	0	0
58	Insurance carriers and related activities	3,863	4,418	5,588	5,125	5,063	5,317	5,292	5,001	5,776	6,645
59	Funds, trusts, and other financial vehicles	0	0	0	0	0	0	0	0	0	0
60	Real estate and rental and leasing	35,006	36,162	37,616	39,317	41,807	43,948	45,165	47,921	53,048	57,929
61	Real estate	33,942	34,799	36,035	37,720	39,971	41,651	43,800	46,326	51,246	56,042
62	Housing	33,937	34,793	36,027	37,711	39,961	41,641	43,791	46,315	51,235	56,030
63	Other real estate	5	6	8	9	9	10	9	11	11	11
64	Rental and leasing services and lessors of intangible assets	1,064	1,363	1,581	1,597	1,836	2,297	1,365	1,596	1,802	1,887
65	Professional and business services	4,586	4,777	4,971	5,482	6,036	5,958	3,211	4,019	6,620	8,041
66	Professional, scientific, and technical services	1,625	1,648	1,641	1,658	1,830	1,892	2,067	2,114	2,290	2,496
67	Legal services	433	454	475	485	501	524	512	558	631	674
68	Computer systems design and related services	13	14	11	20	19	20	20	21	27	29
69	Miscellaneous professional, scientific, and technical services	1,179	1,179	1,156	1,153	1,310	1,348	1,534	1,535	1,631	1,793
70	Management of companies and enterprises	5	7	13	10	11	14	14	13	12	13
71	Administrative and waste management services	2,956	3,122	3,318	3,814	4,195	4,051	1,130	1,892	4,318	5,532
72	Administrative and support services	2,952	3,118	3,314	3,811	4,190	4,047	1,126	1,888	4,314	5,528
73	Waste management and remediation services	4	4	4	4	4	4	3	4	4	4
74	Educational services, health care, and social assistance	1,914	2,020	2,009	2,055	2,047	2,149	2,057	2,048	2,324	2,646
75	Educational services	1,825	1,929	1,921	1,961	1,947	2,042	1,965	1,913	2,181	2,479
76	Health care and social assistance	89	91	88	95	100	107	92	135	143	167
77	Ambulatory health care services	18	18	22	21	23	26	31	43	47	60
78	Hospitals	60	61	53	59	61	66	50	75	77	86
79	Nursing and residential care facilities	8	9	11	13	15	13	9	14	15	17
80	Social assistance	3	2	2	1	1	1	2	3	3	4
81	Arts, entertainment, recreation, accommodation, and food services	31,071	34,232	35,426	38,043	40,031	41,037	26,989	38,699	46,831	52,647
82	Arts, entertainment, and recreation	8,233	8,119	8,609	8,791	9,341	9,465	9,073	10,888	12,351	13,700
83	Performing arts, spectator sports, museums, and related activities	1,271	1,125	1,292	1,343	1,422	1,430	1,563	1,320	1,284	1,619
84	Amusements, gambling, and recreation industries	6,962	6,994	7,318	7,448	7,919	8,035	7,510	9,568	11,067	12,080
85	Accommodation and food services	22,839	26,113	26,817	29,252	30,690	31,571	17,916	27,812	34,481	38,947
86	Accommodation	14,786	17,290	17,350	18,399	19,422	20,415	12,002	16,786	21,875	24,824
87	Food services and drinking places	8,052	8,823	9,467	10,852	11,268	11,156	5,913	11,026	12,606	14,124
88	Other services, except government	2,405	2,502	2,622	2,759	2,804	2,884	2,885	3,294	3,525	3,952
89	Government	122,983	124,899	126,944	127,330	128,003	132,499	142,024	152,341	161,028	166,459
90	Federal	115,988	117,422	118,840	118,861	119,208	123,571	133,045	142,629	150,200	155,668
91	General government	115,219	116,561	118,042	118,116	118,309	122,735	132,110	141,335	148,929	154,817
92	National defense	105,839	107,289	108,420	107,825	107,533	111,527	119,869	127,939	135,286	139,340
93	Nondefense	9,380	9,272	9,622	10,291	10,776	11,208	12,241	13,396	13,644	15,477
94	Government enterprises	769	861	798	745	899	836	935	1,294	1,271	851
95	State and local	6,995	7,478	8,104	8,470	8,795	8,928	8,979	9,712	10,828	10,791
96	General government	4,945	5,157	5,279	5,470	5,573	5,737	5,892	5,927	6,365	6,740
97	Government enterprises	2,050	2,321	2,826	3,000	3,222	3,191	3,087	3,784	4,463	4,051

Table 7. Real Marine Economy Gross Output by Activity
[Millions of chained (2017) dollars]

	2014	2015	2016	2017	2018	2019	2020	2021	2022	2023
1 Total marine economy	597,767	597,579	585,407	591,642	602,723	622,035	563,227	611,681	643,077	665,826
2 Living resources, marine	22,796	24,541	24,980	27,392	26,439	27,360	28,995	33,157	32,779	34,443
3 Commercial harvest, seafood markets, and processing	21,623	23,033	23,356	25,350	23,998	24,261	24,414	25,783	24,320	24,205
4 Commercial harvest and seafood markets	10,790	11,179	11,705	12,666	11,763	11,693	11,377	12,701	11,718	11,467
5 Seafood processing	10,827	11,859	11,651	12,684	12,236	12,569	13,030	13,060	12,599	12,742
6 Fish-based animal foods	146	161	169	99	98	90	100	84	78	98
7 Pharmaceuticals, marine-based	1,033	1,354	1,459	1,943	2,345	3,010	4,454	7,279	8,485	10,431
8 Construction, coastal and marine	5,347	5,831	6,722	6,435	5,947	7,189	7,009	6,188	6,515	7,528
9 Conservation	3,317	3,795	4,642	4,674	3,974	4,119	4,123	3,444	3,741	4,775
10 Dredging	269	293	371	296	346	817	736	755	674	567
11 Recreation facilities	1,663	1,625	1,577	1,314	1,471	2,101	1,976	1,834	1,937	2,007
12 Wind farms	107	122	133	151	155	145	170	148	157	174
13 Research and education, marine	8,246	8,563	8,705	8,839	8,981	9,352	10,295	11,182	11,547	12,481
14 Scientific research	4,939	5,033	5,310	5,479	5,821	6,165	7,169	8,286	8,261	8,838
15 National defense research and development (R&D)	147	148	143	137	140	145	156	169	169	185
16 Federal nondefense R&D	1,491	1,587	1,721	1,793	1,858	2,047	2,744	3,811	3,677	4,037
17 State and local R&D	1,731	1,883	1,966	2,082	2,089	2,154	2,216	2,327	2,343	2,391
18 Nonacademic R&D	1,573	1,415	1,480	1,467	1,733	1,819	2,057	2,009	2,099	2,247
19 Educational programs and courses	2,984	3,187	3,047	3,025	2,838	2,996	2,961	2,748	3,125	3,471
20 Vocational training	269	285	286	269	264	129	110	109	118	128
21 Laboratories	52	59	62	66	58	59	55	52	52	53
22 Transportation and warehousing, marine	61,977	61,703	61,177	64,509	67,167	66,499	49,573	50,964	67,625	68,385
23 Freight transportation	38,942	38,410	37,552	38,177	38,283	35,619	34,185	38,882	40,351	38,034
24 Passenger transportation	20,341	20,571	20,631	22,972	25,642	27,791	10,964	6,344	24,225	28,722
25 Warehousing and storage	2,730	2,768	3,031	3,360	3,287	3,329	3,379	3,941	4,099	3,837
26 Professional and technical services, marine	7,125	7,462	9,225	9,321	9,413	8,892	8,651	8,249	8,886	9,086
27 Minerals, offshore	101,853	91,822	72,142	68,704	70,059	76,153	66,264	69,701	70,428	77,197
28 Oil and gas	98,567	88,518	68,941	65,098	66,472	72,831	63,213	66,449	67,056	73,749
29 Sand and gravel	2,477	2,515	2,450	2,846	2,838	2,588	2,374	2,537	2,694	2,785
30 Support services	795	808	759	760	748	729	655	685	642	613
31 Utilities, coastal	13,401	15,336	15,704	14,923	14,994	14,617	14,450	14,838	14,413	14,605
32 Traditional power generation	13,401	15,336	15,704	14,919	14,990	14,613	14,445	14,833	14,407	14,600
33 Alternative power generation ¹	0	4	4	4	5	5	6	5
34 Ship and boat building, nonrecreational	13,217	16,182	14,449	15,624	15,680	16,300	16,165	17,029	19,608	19,540
35 Ship building ²	10,740	13,476	12,189	13,320	13,496	14,392	14,918	15,393	17,547	17,710
36 Barges and other nonpropelled ships	233	182	185	142	103	105	113	101	100	90
37 Military ships	9,863	12,624	11,327	12,648	12,880	13,845	14,432	14,927	17,062	17,247
38 Other ships	644	669	676	529	513	440	370	364	389	382
39 Boat building ³	2,480	2,706	2,260	2,304	2,184	1,914	1,279	1,648	2,054	1,861
40 Fishing boats	149	126	98	56	54	46	38	38	41	40
41 Tugboats and towboats	457	513	553	478	460	396	330	325	348	341
42 Outboard motorboats	95	156	51	182	184	115	30	74	110	68
43 Inboard motorboats	691	746	543	557	539	545	337	499	724	691
44 Other boats	1,090	1,167	1,015	1,032	947	810	549	711	825	717
45 Tourism and recreation, coastal and offshore	183,058	187,317	192,329	199,116	206,446	208,694	163,900	200,597	216,533	225,122
46 Guided tours	17,323	16,055	14,842	17,005	18,383	17,772	17,520	20,315	22,434	23,992
47 Water guided tours	10,195	8,960	7,649	11,007	11,978	11,308	12,746	14,615	15,709	16,829
48 Other scenic tours	7,128	7,097	7,196	5,999	6,405	6,463	4,778	5,704	6,731	7,169
49 Recreational fishing, offshore	2,811	3,317	4,700	5,903	5,893	5,567	5,420	6,592	5,958	5,893
50 Boating and paddling, offshore	30,530	31,559	31,948	31,338	31,226	32,632	28,593	31,008	32,599	33,919
51 Sailing	2,175	2,254	2,364	2,339	2,325	2,545	1,823	2,162	2,507	2,610
52 Motorboating	15,133	16,100	16,616	16,091	15,582	16,454	15,140	15,481	16,253	17,240
53 Canoeing	77	75	82	42	36	43	61	80	61	67
54 Kayaking	346	321	296	184	183	178	200	225	180	203
55 Other boating and paddling ⁴	12,755	12,808	12,577	12,682	13,087	13,404	11,329	13,053	13,605	13,844
56 Other water activities ⁵	4,075	4,257	3,990	3,508	3,749	4,343	5,877	6,242	4,611	4,548
57 Other coastal recreation	23,923	24,692	25,139	25,227	26,194	26,308	23,301	28,552	29,179	28,990
58 Maritime museums and cultural institutions	2,258	2,154	2,228	2,314	2,435	2,526	2,478	2,529	2,335	2,386
59 Beachgoing	221	224	225	223	216	236	229	276	266	231
60 Amusement parks	2,534	2,668	2,826	3,205	3,451	3,426	2,306	3,505	3,955	4,038
61 Hiking and camping	1,471	1,541	1,506	1,453	1,408	1,543	2,096	2,269	2,292	2,440
62 RVing	5,667	5,538	5,597	4,928	5,341	5,422	4,958	5,453	5,472	5,528
63 Photography	181	257	199	164	143	174	162	171	182	177
64 Other general expenses	11,595	12,307	12,559	12,942	13,195	12,972	11,090	14,343	14,642	14,113
65 Trips and travel, coastal	104,486	107,470	111,736	116,133	121,023	122,068	83,130	107,994	122,020	127,988
66 Eating and drinking places	16,108	16,849	17,303	18,851	18,991	18,218	9,218	17,052	18,562	19,196
67 Hotel and lodging places	66,251	67,693	68,204	68,970	70,026	70,290	60,728	66,310	71,900	74,820
68 Travel arrangement services	2,455	2,757	3,041	3,323	3,704	3,805	1,801	2,176	3,682	4,367
69 Transportation services	19,723	20,215	23,183	24,989	28,275	29,714	10,852	21,914	27,271	29,013
70 National defense and public administration	180,991	179,698	180,107	176,780	177,588	187,000	197,151	198,966	194,390	196,512
71 National defense and coast guard	167,833	166,587	166,909	163,783	163,240	172,388	180,986	182,208	177,309	178,792
72 Federal public administration	8,838	8,600	8,670	8,958	9,232	9,267	10,528	11,169	10,344	10,561
73 State and local public administration	4,326	4,510	4,527	4,039	5,109	5,341	5,628	5,583	6,663	7,072

1. Consists soley of offshore wind-generated energy.

2. Consists of government and commercial vessels built in shipyards. Vessels include, but not limited to, naval surface combatants, cargo ships, barges, oil drilling platforms, passenger ships, tugboats, research vessels, submarines, and fishing vessels.

3. Consists of government and commercial vessels not built in shipyards. Vessels include, but not limited to, commercial fishing boats, motorboats (inboard and outboard), inflatables, tour boats, sailboats, and underwater

4. Consists of (but not limited to) hovercraft, personal watercrafts, pontoon boats, life rafts and associated expenses such as repair services, insurance, fuel, etc.

5. Consists of swimming, snorkeling, scuba diving, surfing, and related water activities.

Table 8. Marine Economy Gross Output by Activity
[Millions of current dollars]

		2014	2015	2016	2017	2018	2019	2020	2021	2022	2023
1	Total marine economy	610,827	580,910	566,226	591,642	627,394	654,213	577,515	678,721	790,735	826,626
2	Living resources, marine	22,238	23,349	24,174	27,392	27,414	29,065	30,713	38,244	40,912	43,541
3	Commercial harvest, seafood markets, and processing	21,098	21,864	22,566	25,350	24,901	25,752	25,736	30,101	31,276	31,413
4	Commercial harvest and seafood markets	10,835	10,646	11,432	12,666	12,280	12,340	11,782	15,401	15,465	15,087
5	Seafood processing	10,263	11,218	11,134	12,684	12,621	13,411	13,954	14,700	15,810	16,326
6	Fish-based animal foods	174	164	163	99	101	94	107	97	102	132
7	Pharmaceuticals, marine-based	966	1,320	1,445	1,943	2,412	3,219	4,871	8,046	9,535	11,996
8	Construction, coastal and marine	5,154	5,672	6,537	6,435	6,169	7,726	7,625	7,115	8,405	10,207
9	Conservation	3,210	3,711	4,520	4,674	4,120	4,431	4,482	3,915	4,803	6,497
10	Dredging	260	287	361	296	359	879	800	859	866	772
11	Recreation facilities	1,576	1,552	1,525	1,314	1,541	2,273	2,172	2,187	2,562	2,740
12	Wind farms	109	122	131	151	149	143	171	153	174	197
13	Research and education, marine	7,990	8,325	8,520	8,839	9,243	9,800	10,968	12,134	13,282	14,696
14	Scientific research	4,867	4,924	5,201	5,479	6,007	6,450	7,604	8,906	9,506	10,390
15	National defense research and development (R&D)	145	145	141	137	143	149	160	175	196	219
16	Federal nondefense R&D	1,417	1,526	1,687	1,793	1,910	2,132	2,856	4,006	4,309	4,827
17	State and local R&D	1,789	1,863	1,935	2,082	2,159	2,253	2,330	2,460	2,562	2,677
18	Nonacademic R&D	1,516	1,391	1,438	1,467	1,795	1,915	2,258	2,265	2,439	2,666
19	Educational programs and courses	2,821	3,073	2,981	3,025	2,907	3,156	3,188	3,054	3,588	4,101
20	Vocational training	253	272	278	269	270	133	117	118	130	144
21	Laboratories	49	56	60	66	59	62	58	56	59	62
22	Transportation and warehousing, marine	58,905	58,960	59,272	64,509	69,858	70,083	50,706	55,588	81,155	83,877
23	Freight transportation	37,386	36,999	35,576	38,177	40,647	39,273	37,125	45,004	53,149	50,360
24	Passenger transportation	18,921	19,287	20,746	22,972	25,802	27,362	10,080	6,244	22,834	28,184
25	Warehousing and storage	2,598	2,674	2,950	3,360	3,409	3,449	3,500	4,340	5,172	5,333
26	Professional and technical services, marine	6,935	7,382	9,187	9,321	9,481	9,202	9,378	9,238	10,530	11,632
27	Minerals, offshore	122,975	88,039	65,305	68,704	75,706	79,069	57,577	75,475	98,626	96,073
28	Oil and gas	119,694	84,880	62,294	65,098	71,953	75,568	54,409	71,796	94,391	91,595
29	Sand and gravel	2,539	2,384	2,269	2,846	2,984	2,732	2,475	2,940	3,501	3,751
30	Support services	742	775	742	760	768	769	693	740	734	726
31	Utilities, coastal	16,022	16,211	15,178	14,923	16,507	16,676	15,226	21,306	22,422	18,187
32	Traditional power generation	16,022	16,211	15,178	14,919	16,502	16,671	15,222	21,299	22,413	18,180
33	Alternative power generation ¹	0	4	5	5	5	7	10	6
34	Ship and boat building, nonrecreational	13,152	16,189	14,431	15,624	15,762	16,551	16,595	17,622	20,849	20,856
35	Ship building ²	10,725	13,500	12,164	13,320	13,566	14,556	15,221	15,793	18,304	18,486
36	Barges and other nonpropelled ships	236	184	184	142	103	112	123	116	135	133
37	Military ships	9,859	12,643	11,299	12,648	12,960	14,007	14,719	15,289	17,717	17,895
38	Other ships	630	673	681	529	503	438	379	388	452	459
39	Boat building ³	2,427	2,689	2,267	2,304	2,197	1,995	1,374	1,829	2,545	2,370
40	Fishing boats	145	126	99	56	53	46	40	41	48	48
41	Tugboats and towboats	447	515	557	478	452	396	341	350	408	414
42	Outboard motorboats	95	155	51	182	190	126	34	86	149	92
43	Inboard motorboats	667	722	538	557	557	586	372	566	923	915
44	Other boats	1,072	1,170	1,023	1,032	945	840	588	787	1,017	902
45	Tourism and recreation, coastal and offshore	181,145	181,321	186,818	199,116	214,241	220,283	169,807	222,582	265,706	285,011
46	Guided tours	16,393	15,529	14,604	17,005	18,842	18,711	18,877	22,572	26,319	30,115
47	Water guided tours	9,657	8,668	7,529	11,007	12,266	11,894	13,716	16,218	18,488	21,267
48	Other scenic tours	6,736	6,861	7,075	5,999	6,577	6,816	5,161	6,354	7,831	8,848
49	Recreational fishing, offshore	2,789	3,308	4,681	5,903	5,946	5,849	5,683	7,249	7,073	7,154
50	Boating and paddling, offshore	33,741	30,988	30,366	31,338	33,304	34,527	28,934	35,986	44,279	45,162
51	Sailing	2,098	2,214	2,351	2,339	2,400	2,713	1,990	2,459	3,044	3,345
52	Motorboating	15,126	15,706	16,235	16,091	16,251	17,627	16,240	17,615	20,362	22,581
53	Canoeing	74	73	81	42	37	45	66	91	75	86
54	Kayaking	330	310	290	184	190	192	216	260	225	267
55	Other boating and paddling ⁴	16,113	12,685	11,408	12,682	14,425	13,951	10,421	15,561	20,573	18,883
56	Other water activities ⁵	3,996	4,215	3,974	3,508	3,823	4,534	6,371	7,518	5,925	5,946
57	Other coastal recreation	23,535	24,269	24,812	25,227	26,491	27,176	23,717	30,552	33,274	34,601
58	Maritime museums and cultural institutions	2,132	2,070	2,173	2,314	2,450	2,589	2,616	2,750	2,690	2,904
59	Beachgoing	216	220	223	223	217	243	240	312	330	290
60	Amusement parks	2,265	2,483	2,735	3,205	3,544	3,665	2,579	4,102	4,980	5,370
61	Hiking and camping	1,442	1,548	1,486	1,453	1,434	1,608	2,152	2,460	2,698	2,950
62	RVing	5,738	5,391	5,442	4,928	5,510	5,743	5,009	5,844	6,538	7,023
63	Photography	189	261	190	164	145	168	164	186	191	196
64	Other general expenses	11,554	12,299	12,563	12,942	13,191	13,160	10,956	14,899	15,848	15,867
65	Trips and travel, coastal	100,692	103,012	108,381	116,133	125,835	129,486	86,226	118,704	148,836	162,034
66	Eating and drinking places	14,862	16,033	16,887	18,851	19,496	19,183	10,104	19,670	22,963	25,249
67	Hotel and lodging places	60,944	63,954	66,317	68,970	72,610	75,135	63,992	72,743	85,827	94,433
68	Travel arrangement services	2,415	2,735	3,032	3,323	3,728	3,915	1,799	2,204	3,899	4,861
69	Transportation services	22,471	20,290	22,145	24,989	30,001	31,254	10,332	24,087	36,146	37,491
70	National defense and public administration	176,310	175,462	176,804	176,780	183,013	195,757	208,920	219,418	228,849	242,546
71	National defense and coast guard	163,517	162,718	163,910	163,783	168,149	180,332	191,665	200,785	208,592	220,898
72	Federal public administration	8,440	8,290	8,463	8,958	9,554	9,785	11,194	12,265	11,889	12,767
73	State and local public administration	4,352	4,455	4,431	4,039	5,311	5,640	6,062	6,368	8,367	8,881

1. Consists solely of offshore wind-generated energy.

2. Consists of government and commercial vessels built in shipyards. Vessels include, but not limited to, naval surface combatants, cargo ships, barges, oil drilling platforms, passenger ships, tugboats, research vessels, submarines, and fishing vessels.

3. Consists of government and commercial vessels not built in shipyards. Vessels include, but not limited to, commercial fishing boats, motorboats (inboard and outboard), inflatables, tour boats, sailboats, and underwater

4. Consists of (but not limited to) hovercraft, personal watercrafts, pontoon boats, life rafts and associated expenses such as repair services, insurance, fuel, etc.

5. Consists of swimming, snorkeling, scuba diving, surfing, and related water activities.

Table 9. Real Marine Economy Gross Output by Industry

[Millions of chained (2017) dollars]

		2014	2015	2016	2017	2018	2019	2020	2021	2022	2023
1	All industries	597,767	597,579	585,407	591,642	602,723	622,035	563,227	611,681	643,077	665,826
2	Private industries	404,900	405,093	391,809	401,104	412,037	421,989	352,112	396,719	432,191	452,877
3	Agriculture, forestry, fishing, and hunting	6,211	6,213	6,064	6,052	5,864	5,766	5,346	5,302	5,350	5,511
4	Farms	682	692	731	604	717	704	826	715	841	827
5	Forestry, fishing, and related activities	5,536	5,527	5,333	5,448	5,151	5,066	4,530	4,585	4,524	4,697
6	Mining	83,991	76,230	58,554	54,884	56,147	62,330	53,225	56,443	57,959	64,476
7	Oil and gas extraction	41,622	36,697	35,909	32,950	32,861	34,156	31,569	38,586	40,402	42,145
8	Mining, except oil and gas	1,366	1,429	1,430	1,461	1,478	1,434	1,409	1,508	1,579	1,587
9	Support activities for mining	39,676	36,883	21,283	20,474	21,916	27,270	20,797	16,362	15,370	22,307
10	Utilities	12,361	14,102	14,309	13,573	13,622	13,271	13,113	13,464	13,078	13,242
11	Construction	5,026	5,514	6,351	6,053	5,603	6,826	6,632	5,856	6,163	7,158
12	Manufacturing	48,149	50,201	45,942	49,599	50,282	51,177	47,714	52,057	54,391	57,186
13	Durable goods	26,200	27,236	23,189	25,546	26,133	26,663	28,422	28,069	29,472	30,657
14	Wood products	5	5	5	4	5	4	4	6	5	7
15	Nonmetallic mineral products	57	57	58	47	54	48	54	64	64	61
16	Primary metals	4	3	2	1	1	1	1	1	1	1
17	Fabricated metal products	304	290	256	208	212	221	247	245	211	243
18	Machinery	8,065	6,023	3,896	4,593	4,638	4,663	5,149	4,200	3,556	4,354
19	Computer and electronic products	114	139	111	85	88	90	73	71	70	89
20	Electrical equipment, appliances, and components	349	276	244	394	503	390	366	361	346	380
21	Motor vehicles, bodies and trailers, and parts	823	804	717	147	572	663	687	827	1,344	1,460
22	Other transportation equipment	15,694	18,784	17,084	19,124	19,068	19,516	20,580	21,060	22,635	22,751
23	Furniture and related products	38	34	27	19	15	25	29	24	22	21
24	Miscellaneous manufacturing	745	822	792	923	970	1,031	1,219	1,188	1,190	1,215
25	Nondurable goods	21,877	22,881	22,781	24,053	24,161	24,530	19,113	23,869	24,811	26,359
26	Food and beverage and tobacco products	7,489	8,245	8,059	8,338	7,926	8,135	8,056	8,103	7,640	8,060
27	Textile mills and textile product mills	160	154	161	129	161	203	229	279	254	345
28	Apparel and leather and allied products	552	536	593	474	397	443	490	509	455	686
29	Paper products	1	2	2	4	2	1	36	34	33	31
30	Printing and related support activities	2	2	2	1	1	0	0	0	0	0
31	Petroleum and coal products	12,518	12,825	12,830	13,900	14,352	14,232	7,915	12,229	13,206	13,510
32	Chemical products	964	1,004	1,029	1,114	1,210	1,395	1,739	2,244	2,655	3,344
33	Plastics and rubber products	86	96	86	93	89	121	157	161	169	161
34	Wholesale trade	19,588	19,057	18,464	19,403	20,388	20,851	18,983	23,167	24,024	24,412
35	Retail trade	26,295	27,774	29,061	30,937	31,654	32,593	31,632	39,763	37,957	37,887
36	Motor vehicle and parts dealers	2,765	3,332	3,644	3,571	3,386	3,557	3,838	3,723	3,984	4,160
37	Food and beverage stores	3,034	3,016	3,071	3,396	3,228	3,374	3,763	4,143	3,927	3,517
38	General merchandise stores	3,901	4,157	4,141	4,311	4,441	4,326	4,546	5,279	4,682	4,401
39	Other retail	16,623	17,270	18,202	19,659	20,605	21,336	19,488	26,532	25,279	25,752
40	Transportation and warehousing	78,222	78,111	79,972	82,676	87,383	87,317	59,489	65,799	85,678	88,004
41	Air transportation	8,267	8,264	10,689	9,310	11,217	11,367	3,849	8,164	11,834	12,653
42	Rail transportation	1,016	889	642	756	850	745	436	492	721	771
43	Water transportation	40,595	39,103	38,849	41,917	43,634	43,620	26,760	24,463	37,625	39,310
44	Truck transportation	4,949	5,213	5,301	5,650	5,459	5,447	5,222	6,029	5,463	5,183
45	Transit and ground passenger transportation	1,474	1,501	1,762	1,994	2,384	2,936	1,721	2,045	2,892	3,486
46	Pipeline transportation	3,124	3,238	3,260	3,267	3,392	3,429	2,813	2,864	2,788	2,745
47	Other transportation and support activities	16,643	17,732	16,963	17,007	17,758	17,051	15,623	18,526	21,149	20,938
48	Warehousing and storage	2,199	2,238	2,493	2,774	2,701	2,744	2,802	3,250	3,356	3,152
49	Information	355	361	367	376	452	499	466	495	527	579
50	Publishing industries, except internet (includes software)	136	157	185	202	230	222	165	178	189	209
51	Motion picture and sound recording industries	11	11	10	8	9	10	6	6	8	8
52	Broadcasting and telecommunications	128	100	62	38	38	48	45	40	43	39
53	Data processing, internet publishing, and other information services	92	99	112	128	175	221	254	275	291	327
54	Finance, insurance, real estate, rental, and leasing	51,556	52,394	55,033	55,596	56,782	57,887	57,936	59,358	61,712	62,861
55	Finance and insurance	7,401	7,716	9,517	9,728	9,587	9,638	9,565	9,274	10,233	10,611
56	Federal Reserve banks, credit intermediation, and related activities	162	139	129	117	123	132	133	163	165	161
57	Securities, commodity contracts, and investments	0	0	0	2	0	0	0	0	0	0
58	Insurance carriers and related activities	7,241	7,578	9,387	9,608	9,464	9,505	9,431	9,110	10,067	10,447
59	Funds, trusts, and other financial vehicles	0	0	0	0	0	0	0	0	0	0
60	Real estate and rental and leasing	44,215	44,729	45,517	45,868	47,191	48,241	48,361	50,062	51,477	52,255
61	Real estate	42,506	42,440	42,795	43,077	43,976	44,303	45,674	47,107	48,316	48,793
62	Housing	42,501	42,433	42,787	43,067	43,967	44,294	45,664	47,096	48,307	48,783
63	Other real estate	5	7	8	9	9	9	10	11	9	9
64	Rental and leasing services and lessors of intangible assets	1,839	2,322	2,723	2,791	3,217	3,959	2,591	2,859	3,052	3,343
65	Professional and business services	9,817	10,019	10,653	11,386	12,549	12,696	7,640	9,016	13,185	14,770
66	Professional, scientific, and technical services	2,836	2,691	2,669	2,668	2,871	2,903	3,028	3,036	3,139	3,264
67	Legal services	648	646	634	643	629	626	591	603	646	644
68	Computer systems design and related services	17	18	13	25	22	23	22	23	30	31
69	Miscellaneous professional, scientific, and technical services	2,171	2,027	2,022	2,001	2,219	2,253	2,415	2,411	2,464	2,590
70	Management of companies and enterprises	7	9	17	14	14	18	16	14	13	13
71	Administrative and waste management services	6,975	7,321	7,968	8,703	9,665	9,776	4,551	5,945	10,090	11,569
72	Administrative and support services	6,970	7,311	7,956	8,692	9,652	9,762	4,539	5,938	10,090	11,561
73	Waste management and remediation services	6	10	12	11	13	13	15	9	6	14
74	Educational services, health care, and social assistance	2,759	2,899	2,794	2,830	2,740	2,724	2,569	2,489	2,799	3,118
75	Educational services	2,643	2,785	2,686	2,713	2,622	2,600	2,469	2,348	2,654	2,954
76	Health care and social assistance	116	114	108	117	118	124	100	140	144	163
77	Ambulatory health care services	23	23	28	26	29	32	35	49	51	64
78	Hospitals	80	77	66	75	73	78	54	77	78	83
79	Nursing and residential care facilities	10	11	12	14	15	14	8	12	13	14
80	Social assistance	3	3	2	1	1	1	2	3	3	4
81	Arts, entertainment, recreation, accommodation, and food services	57,103	59,210	60,303	63,351	64,342	63,765	43,187	58,786	65,472	69,661
82	Arts, entertainment, and recreation	14,846	14,733	15,149	15,589	16,003	16,058	15,613	18,794	19,565	20,443
83	Performing arts, spectator sports, museums, and related activities	2,135	2,034	2,099	2,210	2,323	2,411	2,281	2,352	2,179	2,239
84	Amusements, gambling, and recreation industries	12,711	12,698	13,050	13,379	13,681	13,651	13,333	16,424	17,355	18,170
85	Accommodation and food services	42,246	44,477	45,151	47,762	48,340	47,708	27,365	39,883	45,815	49,121
86	Accommodation	26,891	28,330	28,498	29,134	29,352	29,436	17,618	22,146	26,628	29,296
87	Food services and drinking places	15,351	16,143	16,651	18,628	18,988	18,267	9,788	17,389	18,865	19,515
88	Other services, except government	3,896	4,019	4,167	4,389	4,266	4,283	3,999	4,542	4,650	4,607
89	Government	192,907	192,502	193,544	190,538	190,660	200,053	210,414	214,496	209,779	211,555
90	Federal	180,434	179,256	179,727	176,486	176,279	185,594	195,959	199,018	193,124	195,263
91	General government	178,145	176,763	177,295	174,355	174,037	183,517	194,076	197,005	191,164	193,206
92	National defense	164,593	163,435	163,697	160,414	159,768	168,973	177,467	178,529	173,477	174,975
93	Nondefense	13,550	13,324	13,597	13,941	14,269	14,546	16,606	18,480	17,687	18,239
94	Government enterprises	2,308	2,492	2,433	2,131	2,239	2,090	1,906	2,026	1,971	2,058
95	State and local	12,467	13,243	13,816	14,052	14,381	14,459	14,458	15,480	16,686	16,298
96	General government	7,584	8,045	8,386	8,633	8,622	8,770	8,842	8,785	9,151	9,286
97	Government enterprises	4,882	5,198	5,430	5,419	5,761	5,689	5,615	6,710	7,567	7,015

Note. Chained (2017) dollar series are calculated as the product of the chain-type quantity index and the 2017 current-dollar value of the corresponding series, divided by 100. Because the formula for the chain-type quantity indexes uses weights of more than one period, the corresponding chained-dollar estimates are usually not additive.

Table 10. Marine Economy Gross Output by Industry

[Millions of current dollars]

		2014	2015	2016	2017	2018	2019	2020	2021	2022	2023
1	All industries	610,827	580,910	566,226	591,642	627,394	654,213	577,515	678,721	790,735	826,626
2	Private industries	422,807	392,956	376,278	401,104	430,850	444,666	354,575	442,047	544,172	566,917
3	Agriculture, forestry, fishing, and hunting	6,406	5,764	5,864	6,052	6,169	6,034	5,357	7,001	7,136	7,112
4	Farms	765	735	709	604	716	707	804	764	1,043	1,053
5	Forestry, fishing, and related activities	5,641	5,029	5,155	5,448	5,452	5,327	4,552	6,236	6,093	6,058
6	Mining	105,741	72,980	51,924	54,884	61,770	64,921	44,179	60,861	83,179	79,738
7	Oil and gas extraction	63,777	34,064	29,636	32,950	39,245	36,707	23,765	46,719	68,449	58,013
8	Mining, except oil and gas	1,455	1,334	1,270	1,461	1,560	1,488	1,395	1,629	1,887	2,074
9	Support activities for mining	40,508	37,583	21,018	20,474	20,966	26,727	19,020	12,513	12,843	19,651
10	Utilities	14,730	14,875	13,829	13,573	14,972	15,121	13,829	19,253	20,272	16,503
11	Construction	4,837	5,359	6,175	6,053	5,813	7,336	7,214	6,735	7,953	9,707
12	Manufacturing	54,381	49,726	43,356	49,599	53,301	53,483	46,965	57,243	68,677	70,127
13	Durable goods	25,814	27,111	23,080	25,546	26,409	27,386	29,525	29,811	33,062	35,484
14	Wood products	4	5	5	4	5	5	5	7	8	10
15	Nonmetallic mineral products	52	54	55	47	56	52	60	76	82	85
16	Primary metals	4	3	2	1	1	1	1	1	1	1
17	Fabricated metal products	292	281	251	208	217	232	263	274	261	314
18	Machinery	7,965	6,017	3,881	4,593	4,691	4,772	5,305	4,407	4,078	5,394
19	Computer and electronic products	123	146	110	85	89	93	76	75	81	107
20	Electrical equipment, appliances, and components	339	273	243	394	506	398	379	383	407	478
21	Motor vehicles, bodies and trailers, and parts	798	789	706	147	588	695	718	903	1,575	1,706
22	Other transportation equipment	15,458	18,677	16,999	19,124	19,269	20,016	21,411	22,341	25,099	25,821
23	Furniture and related products	35	33	27	19	15	26	32	28	29	28
24	Miscellaneous manufacturing	744	834	799	923	972	1,097	1,274	1,315	1,439	1,539
25	Nondurable goods	28,567	22,615	20,276	24,053	26,893	26,097	17,440	27,433	35,615	34,643
26	Food and beverage and tobacco products	7,149	7,717	7,537	8,338	8,218	8,740	8,634	9,242	9,643	10,106
27	Textile mills and textile product mills	157	153	160	129	163	208	237	301	297	415
28	Apparel and leather and allied products	533	526	584	474	403	451	495	516	482	744
29	Paper products	1	2	2	4	2	1	38	38	39	41
30	Printing and related support activities	2	2	2	1	1	0	0	0	1	1
31	Petroleum and coal products	19,829	13,223	10,922	13,900	16,776	15,113	6,010	14,716	21,971	19,317
32	Chemical products	815	902	985	1,114	1,242	1,456	1,860	2,442	2,977	3,812
33	Plastics and rubber products	80	90	84	93	89	126	166	178	204	207
34	Wholesale trade	18,429	18,336	18,155	19,403	20,511	21,219	19,193	24,883	28,466	29,692
35	Retail trade	25,292	27,216	28,904	30,937	31,952	33,641	33,684	44,692	46,549	47,499
36	Motor vehicle and parts dealers	2,832	3,346	3,683	3,571	3,480	3,807	4,100	3,982	4,923	5,110
37	Food and beverage stores	2,768	2,889	3,044	3,396	3,331	3,549	4,100	4,592	4,904	4,835
38	General merchandise stores	3,881	4,094	4,116	4,311	4,416	4,406	4,535	5,581	5,640	5,686
39	Other retail	15,811	16,886	18,061	19,659	20,726	21,878	20,949	30,536	31,082	31,868
40	Transportation and warehousing	75,730	75,389	77,763	82,676	90,897	92,540	60,834	71,848	105,260	110,694
41	Air transportation	8,747	8,346	10,506	9,310	11,636	12,242	3,643	7,838	14,014	15,696
42	Rail transportation	1,034	871	619	756	899	811	475	563	892	969
43	Water transportation	39,060	37,550	37,579	41,917	45,767	46,287	26,742	27,039	48,109	51,181
44	Truck transportation	4,943	5,126	5,183	5,650	5,798	5,913	5,645	7,312	7,918	7,263
45	Transit and ground passenger transportation	1,404	1,444	1,739	1,994	2,409	2,981	1,709	2,095	3,026	3,686
46	Pipeline transportation	2,966	3,102	3,235	3,267	3,438	3,670	3,131	3,347	3,512	3,631
47	Other transportation and support activities	15,481	16,786	16,476	17,007	18,148	17,793	16,587	20,074	23,563	23,904
48	Warehousing and storage	2,094	2,163	2,426	2,774	2,802	2,843	2,902	3,580	4,227	4,364
49	Information	346	353	359	376	447	494	479	518	543	585
50	Publishing industries, except internet (includes software)	135	157	183	202	229	223	176	192	201	213
51	Motion picture and sound recording industries	10	10	10	8	9	10	6	7	9	9
52	Broadcasting and telecommunications	108	85	55	38	38	43	45	42	41	40
53	Data processing, internet publishing, and other information services	93	101	111	128	171	218	252	277	292	323
54	Finance, insurance, real estate, rental, and leasing	48,009	49,838	53,600	55,596	58,395	61,311	62,928	66,729	73,306	79,740
55	Finance and insurance	7,231	7,616	9,482	9,728	9,662	9,948	10,250	10,159	11,745	13,046
56	Federal Reserve banks, credit intermediation, and related activities	152	132	127	117	133	145	145	172	181	181
57	Securities, commodity contracts, and investments	0	0	0	2	0	0	0	0	0	0
58	Insurance carriers and related activities	7,079	7,484	9,355	9,608	9,528	9,803	10,104	9,987	11,564	12,865
59	Funds, trusts, and other financial vehicles	0	0	0	0	0	0	0	0	0	0
60	Real estate and rental and leasing	40,778	42,222	44,118	45,868	48,733	51,363	52,678	56,570	61,562	66,694
61	Real estate	38,637	39,727	41,403	43,077	45,444	47,332	50,183	53,071	57,578	62,520
62	Housing	38,632	39,721	41,396	43,067	45,435	47,323	50,174	53,060	57,567	62,508
63	Other real estate	5	6	8	9	9	10	9	11	11	11
64	Rental and leasing services and lessors of intangible assets	2,141	2,495	2,715	2,791	3,289	4,031	2,495	3,499	3,983	4,174
65	Professional and business services	9,281	9,675	10,428	11,386	12,799	13,252	8,051	9,706	14,799	17,389
66	Professional, scientific, and technical services	2,670	2,602	2,592	2,668	2,960	3,064	3,311	3,419	3,678	3,942
67	Legal services	593	611	613	643	646	666	660	699	787	826
68	Computer systems design and related services	16	17	12	25	22	23	23	24	31	33
69	Miscellaneous professional, scientific, and technical services	2,061	1,974	1,967	2,001	2,291	2,375	2,629	2,696	2,860	3,083
70	Management of companies and enterprises	7	9	16	14	15	19	18	16	15	16
71	Administrative and waste management services	6,604	7,064	7,820	8,703	9,825	10,169	4,721	6,270	11,106	13,431
72	Administrative and support services	6,596	7,055	7,810	8,692	9,812	10,159	4,712	6,260	11,096	13,421
73	Waste management and remediation services	8	9	10	11	12	10	9	10	10	10
74	Educational services, health care, and social assistance	2,597	2,780	2,726	2,830	2,805	2,856	2,762	2,779	3,244	3,730
75	Educational services	2,487	2,670	2,620	2,713	2,684	2,726	2,654	2,622	3,076	3,536
76	Health care and social assistance	110	110	106	117	121	130	108	157	168	194
77	Ambulatory health care services	23	23	28	26	29	32	36	52	56	70
78	Hospitals	76	74	64	75	75	82	60	87	92	101
79	Nursing and residential care facilities	9	10	12	14	16	14	9	14	16	18
80	Social assistance	3	3	2	1	1	2	2	4	4	4
81	Arts, entertainment, recreation, accommodation, and food services	53,482	56,902	59,197	63,351	66,563	67,777	44,658	64,512	78,935	87,912
82	Arts, entertainment, and recreation	14,097	14,362	15,001	15,589	16,487	17,080	17,132	21,399	23,473	26,055
83	Performing arts, spectator sports, museums, and related activities	2,004	1,949	2,047	2,210	2,340	2,473	2,410	2,562	2,515	2,728
84	Amusements, gambling, and recreation industries	12,092	12,413	12,953	13,379	14,147	14,607	14,722	18,837	20,958	23,327
85	Accommodation and food services	39,385	42,540	44,196	47,762	50,076	50,697	27,527	43,113	55,462	61,856
86	Accommodation	25,220	27,175	27,943	29,134	30,582	31,457	16,800	23,021	32,078	36,128
87	Food services and drinking places	14,165	15,365	16,253	18,628	19,494	19,240	10,727	20,092	23,384	25,728
88	Other services, except government	3,546	3,764	3,997	4,389	4,456	4,682	4,442	5,287	5,852	6,491
89	Government	188,019	187,954	189,948	190,538	196,545	209,546	222,941	236,674	246,564	259,710
90	Federal	175,900	175,090	176,429	176,486	181,729	194,394	207,540	219,676	227,553	240,895
91	General government	173,357	172,518	174,053	174,355	179,317	192,063	205,529	216,883	224,613	238,284
92	National defense	160,424	159,679	160,773	160,414	164,564	176,731	187,925	196,731	204,161	216,246
93	Nondefense	12,933	12,839	13,280	13,941	14,753	15,332	17,604	20,152	20,452	22,039
94	Government enterprises	2,543	2,571	2,377	2,131	2,413	2,330	2,011	2,793	2,940	2,610
95	State and local	12,119	12,864	13,519	14,052	14,815	15,153	15,401	16,998	19,011	18,815
96	General government	7,631	7,955	8,226	8,633	8,936	9,248	9,476	9,762	10,740	11,106
97	Government enterprises	4,488	4,909	5,293	5,419	5,879	5,905	5,925	7,236	8,271	7,709